

TFEX Daily

25 สิงหาคม 2566

SET50

“แผนเทรด....ทะลุ EMA 200 แต่เปิดต่ำ”

Gold spot

“แผนเทรดเมื่อทองคำ ทะลุ EMA 200.....กลับตัว”

SET50: รับ 950 ต้าน 970

GFV23: รับ 31,500 ต้าน 32,500

มุมมองทางเทคนิค โดย คุณชนรัตน์ อีตรกุล

นักวิเคราะห์การลงทุนปัจจัยพื้นฐานด้านหลักทรัพย์และปัจจัยทางเทคนิค

Thanarut@bualuang.co.th

Tel. (662) 618-1334

“แผนเทรด.ทะลุ EMA 200 แต่เปิดต่ำ”

SET50

ดัชนีส่งสัญญาณพักตัวบนแนวโน้มขาขึ้น”

มุมมอง: ดัชนีทะลุเส้น EMA 200 วัน สำเร็จ! แต่เปิดไม่สวย ปิดต่ำ! ขณะที่ MACD cross ตัดเส้น signal line ขึ้น ผ่านเส้น 0 ช่วยหนุนโครงสร้าง ขาขึ้นระยะกลาง แต่ระยะสั้นอาจพักตัว ปรับฐาน โซนรับ 950 จุด (ลงไม่ลึก)

แผนเทรด...สถานะซื้อเนาะถือต่อ เนื่องจากโครงสร้างระยะกลางเปลี่ยนเป็นขาขึ้น ในทางตรงกันข้ามสถานะขายเนาะปิดเนื่องจากความเสี่ยงขาดทุนหากดัชนีปรับตัวขึ้น

Note:เงื่อนไขคิดทางกรณีขาดทุนมากกว่า 10% ของพอร์ตเนาะปิดสถานะหรือหลุด low ต่ำกว่า 950 จุด

SET50 Index Future



“ทะลุ EMA 200 วัน สัญญาณกลับตัว”

Gold spot

จับสัญญาณเทรดทองคำ...ทะลุ EMA 200 วัน

มุมมอง: ราคาทองคำกลับต่ำ ทะลุเส้น EMA 200 วัน ภายหลังปรับตัวลง ไปต่ำกว่า 1 สัปดาห์ ขณะที่ RSI เข้าสู่เขตแดน oversold ส่งสัญญาณ recovery ขึ้นตัว!

แผนเทรด สถานะซื้อเนาะเปิดสถานะ เนื่องจากโครงสร้างมีแนวโน้มกลับตัว เปลี่ยนเป็นขาขึ้น ดันด้าน \$1,960 และ 1,980ออนซ์ ในทางตรงข้ามสถานะ Short เนาะปิดความเสี่ยง หรือกรณีผลตอบแทนคิดลบมากกว่า 10% ของพอร์ต เนาะปิดสถานะ

Gold Spot



วิกิจ อีตรกุล

นักวิเคราะห์การลงทุนปัจจัยพื้นฐานด้านตลาดทุน/ปัจจัยทางเทคนิค

Wikij.tir@bualuang.co.th Tel. (662) 618-1336

SET50 Index Futures										
หลักทรัพย์	เปิด	สูงสุด	ต่ำสุด	ปิด	เฉลี่ย	ราคาที่ใช้ชำระราคา	เปลี่ยนแปลง	ปริมาณ (สัญญา)	สถานะคงค้าง (สัญญา)	
SET50	957.69	965.3	957.69	960.35	960.26	N/A	5.64	N/A	N/A	
S50Q23	951.10	961.00	951.1	961.00	957.30	959.40	9.4	7	47	
S50U23	951.9	958.80	951.1	954.80	955.50	954.50	5.4	234,440	532,282	
S50V23	959.5	960.00	957	957.00	957.50	957.00	5	12	48	
S50Z23	953	959.30	952.7	956.40	957.00	956.00	4.8	34,117	92,729	
S50H24	950.8	956.30	949.3	953.00	953.80	952.90	5	6,558	15,313	
S50M24	948.1	953.80	947	951.50	951.60	951.00	5.2	3,699	10,199	
Total								278,833	650,618	

Source : SET Smart

Trading by Investor Type - SET50 Index Futures											
5 วันย้อนหลัง											
วันที่	นักลงทุนต่างประเทศ			นักลงทุนสถาบัน			นักลงทุนภายในประเทศ			รวม	
	ชื่อ	ขาย	สุทธิ	ชื่อ	ขาย	สุทธิ	ชื่อ	ขาย	สุทธิ	ปริมาณ	สถานะคงค้าง
24/08/2023	133,398	84,475	48,923	44,852	52,006	-7,154	100,583	142,352	-41,769	278,833	650,618
23/08/2023	78,039	88,635	-10,596	30,455	23,976	6,479	95,759	91,642	4,117	204,253	601,280
22/08/2023	125,212	115,987	9,225	54,086	46,589	7,497	147,352	164,074	-16,722	326,650	644,713
21/08/2023	89,030	91,556	-2,526	26,055	26,991	-936	105,335	101,873	3,462	220,420	601,915
18/08/2023	79,941	103,732	-23,791	33,142	25,426	7,716	124,570	108,495	16,075	237,653	605,788

4 เดือนย้อนหลัง											
วันที่	นักลงทุนต่างประเทศ			นักลงทุนสถาบัน			นักลงทุนภายในประเทศ			รวม	
	ชื่อ	ขาย	สุทธิ	ชื่อ	ขาย	สุทธิ	ชื่อ	ขาย	สุทธิ	ปริมาณ	สถานะคงค้าง
ส.ค. 2023	1,553,414	1,619,919	-66,505	609,243	578,328	30,915	1,962,640	1,927,050	35,590	4,125,297	650,618
ก.ค. 2023	1,864,461	1,735,240	129,221	698,167	708,065	-9,898	2,216,335	2,335,658	-119,323	4,778,963	655,670
มิ.ย. 2023	2,918,155	2,910,668	7,487	924,165	930,084	-5,919	2,574,302	2,575,870	-1,568	6,416,622	678,895
พ.ค. 2023	1,783,391	1,798,312	-14,921	810,468	798,909	11,559	2,652,501	2,649,139	3,362	5,246,360	671,089

4 ไตรมาสย้อนหลัง											
วันที่	นักลงทุนต่างประเทศ			นักลงทุนสถาบัน			นักลงทุนภายในประเทศ			รวม	
	ชื่อ	ขาย	สุทธิ	ชื่อ	ขาย	สุทธิ	ชื่อ	ขาย	สุทธิ	ปริมาณ	สถานะคงค้าง
Q3/2023	3,417,875	3,355,159	62,716	1,307,410	1,286,393	21,017	4,178,975	4,262,708	-83,733	8,904,260	650,618
Q2/2023	6,049,238	6,134,886	-85,648	2,352,097	2,346,418	5,679	6,843,677	6,763,708	79,969	15,245,012	678,895
Q1/2023	5,866,721	5,973,951	-107,230	2,457,702	2,420,101	37,601	6,689,756	6,620,127	69,629	15,014,179	435,301
Q4/2022	5,773,579	5,666,820	106,759	2,433,982	2,462,801	-28,819	5,991,792	6,069,732	-77,940	14,199,353	563,223

Metal Futures										
หลักทรัพย์	เปิด	สูงสุด	ต่ำสุด	ปิด	เฉลี่ย	ราคาที่ใช้ชำระราคา	เปลี่ยนแปลง	ปริมาณ (สัญญา)	สถานะคงค้าง (สัญญา)	
GF10Q23	31,760	31,940	31,760	31,920	31,841	31,930.00	190	2055	6,996	
GFQ23	31,780	31,910	31,780	31,900	31,889	31,900.00	160	50	221	
GOU23	1,917	1,935	1,915	1,931	1,926	1,930.90	15.3	26085	40,400	
SVFU23	24	25	24	24	24	24.33	0.43	224	1,406	
GF10V23	31,910	32,050	31,900	32,050	31,982	32,050.00	180	1018	4,899	
GFV23	31,900.00	32,040.00	31,900.00	32,040.00	32,014.00	32,020.00	130	20	179	
GF10Z23	31,960	32,150	31,960	32,150	32,093	32,150.00	190	198	969	
GFZ23	32,010	32,150	32,010	32,150	32,093	32,130.00	150	20	54	
GOZ23	1,947	1,965	1,946	1,962	1,958	1,962.10	16.3	9647	17,710	
SVFZ23	24.51	25.05	24.51	24.85	24.87	24.85	0.43	107	423	

Source : SET Smart

Single Stock Futures

blssk	เปิด	สูงสุด	ต่ำสุด	ปิด	เฉลี่ย	ราคาที่ใช้ชำระ ราคา	เปลี่ยนแปลง	ปริมาณ (สัญญา)	สถานะคงค้าง (สัญญา)
AAVU23	2.73	2.73	2.72	2.72	2.73	2.72	-0.02	7	52,133
ADVANCU23	221.1	221.53	221	221.00	221.38	221.00	-1.1	750	3,088
AEONTSU23	174.53	176.80	173.65	176.80	174.96	176.80	4.55	63	160
AMATAU23	23.9	23.95	23.62	23.62	23.83	23.62	0.2	415	894
AOTU23	72.04	72.41	72	72.00	72.16	72.00	0.01	2,193	5,756
APU23	12.21	12.21	12.18	12.18	12.20	12.18	0.08	503	1,049
AWCU23	4.06	4.15	4.06	4.10	4.13	4.10	0.04	6,080	19,804
BAMU23	11.41	11.84	11.3	11.61	11.64	11.61	0.08	1,636	9,092
BANPUU23	8.6	8.60	8.49	8.55	8.52	8.55	-0.02	3,825	50,964
BAU23	16.35	16.35	16.35	16.35	16.35	16.35	0.1	1	1,554
BAYU23	31.72	31.72	31.72	31.72	31.72	31.65	0.18	1	572
BBLU23	169.14	169.14	166	167.79	167.34	167.50	-1.6	399	2,022
BCHU23	19.32	19.32	19.1	19.10	19.23	19.10	-	647	2,610
BCPGU23	10.2	10.39	10.2	10.25	10.22	10.25	0.05	56	44,437
BCPU23	37.53	37.53	36.87	36.87	37.23	36.87	-0.63	525	1,809
BDMSU23	27.85	27.85	27.3	27.35	27.53	27.45	-0.65	841	4,899
BEAUTYU23	0.58	0.62	0.57	0.61	0.59	0.62	0.03	475	7,175
BECU23	8.69	8.69	8.69	8.69	8.69	8.69	-0.06	2	19,829
BEMU23	9.13	9.13	9.06	9.06	9.10	9.06	0.01	15	5,795
BGRIMU23	35.97	36.72	35.97	36.72	36.46	36.72	0.96	2,711	2,934
BHU23	256.49	261.30	256.49	260.20	259.32	260.20	3.69	50	980
BJCU23	35.19	35.40	35.19	35.40	35.23	35.40	0.15	6	1,075
BLANDU23	-	-	-	-	-	0.77	-0.02	-	143,142
BLAU23	23.45	23.55	23.32	23.32	23.42	23.32	-0.17	28	3,308
BPPU23	14.61	14.62	14.56	14.56	14.60	14.76	-0.1	81	1,792
BTSU23	7.42	7.43	7.4	7.41	7.41	7.41	0.01	520	7,125
CBGU23	84.25	86.50	84.01	84.50	85.26	84.61	1.34	496	2,331
CENTELU23	43.57	44.50	43.5	44.15	44.31	44.15	1.05	547	1,110
CHGU23	3.01	3.01	3	3.01	3.00	3.01	-0.02	7	5,565
CKPU23	3.66	3.66	3.66	3.66	3.66	3.66	-	10	6,326
CKU23	23.2	23.20	23.2	23.20	23.20	23.20	0.07	1	1,032
COM7U23	31.52	31.93	31.5	31.68	31.59	31.68	0.19	976	5,102
CPALLU23	66	66.09	65.5	65.87	65.74	65.87	-0.13	635	12,361
CPFU23	20.61	20.75	20.41	20.46	20.57	20.48	-0.18	778	22,028
CPNU23	68.58	69.37	68.57	69.37	69.14	69.37	1.37	584	1,363
CRCU23	41.25	41.50	41.25	41.25	41.33	41.40	0.39	609	1,858
DELTAU23X	104.96	110.89	104.9	109.49	108.38	109.49	6.39	245	865
DTACU23X	-	-	-	-	-	6.96	0.04	-	5
EASTWU23	-	-	-	-	-	4.65	0.06	-	655
EAU23	61.3	64.40	61.3	64.24	63.41	64.24	2.99	2,898	17,352
EGCOU23	132	133.05	132	133.00	132.72	133.00	1	33	970
EPGU23	-	-	-	-	-	6.34	0.1	-	1,402
ERWU23	5.16	5.16	5.16	5.16	5.16	5.16	-0.05	506	1,167
ESSO23	9.56	9.56	9.3	9.43	9.39	9.43	-0.13	4,100	16,602
GFPTU23	-	-	-	-	-	10.80	-0.2	-	193
GLOBALU23X	17.99	17.99	17.99	17.99	17.99	18.11	-0.01	101	1,017
GPSCU23	54.43	55.60	54.43	54.90	55.17	55.00	1.01	1,524	5,830
GULFU23	50.5	51.20	50.31	50.31	50.56	50.31	0.04	332	11,175
GUNKULU23	3.68	3.74	3.68	3.71	3.71	3.71	0.04	7,598	128,358
HANAU23	64.09	65.50	62.71	62.71	64.15	62.71	0.21	1,602	3,528
HMPROU23	13.8	13.81	13.79	13.81	13.79	13.81	-0.05	314	4,863
ICHU23	16.09	16.79	16.09	16.70	16.53	16.70	0.72	283	7,020
INTUCHU23X	73.37	73.37	72.41	72.41	72.96	72.41	-0.69	87	717
IRPCU23	2.33	2.37	2.33	2.37	2.36	2.37	0.04	2,261	21,150
ITDU23	1.53	1.53	1.52	1.52	1.52	1.52	0.02	30	8,799
IVLU23	29.1	29.10	28.28	28.65	28.71	28.65	-1.1	1,940	7,463
JASU23	1.86	1.86	1.8	1.82	1.82	1.82	-0.04	3,591	55,668

blssk	เปิด	สูงสุด	ต่ำสุด	ปิด	เฉลี่ย	ราคาที่ใช้ชำระ ราคา	เปลี่ยนแปลง	ปริมาณ (สัญญา)	สถานะคงค้าง (สัญญา)
JMTU23	45.25	45.89	45.25	45.82	45.58	45.82	0.41	106	1,871
KBANKU23	133	133.32	130.37	130.85	131.50	130.85	-1.64	638	5,716
KCEU23	48.75	51.00	48.75	50.37	50.30	50.37	2.91	1,121	1,600
KEXU23	7.98	7.98	7.98	7.98	7.98	7.98	0.08	5	2,776
KKPU23	58.49	59.03	58.49	59.00	58.73	59.00	0.95	907	2,155
KTBU23	19.86	19.94	19.2	19.23	19.44	19.21	-0.73	7,287	22,000
KTCU23	48.62	48.62	48.2	48.20	48.31	48.20	-0.16	68	55,520
LHU23	8.24	8.33	8.24	8.28	8.28	8.28	0.04	102	8,883
LPNU23	-	-	-	-	-	4.13	0.06	-	144
MAJORU23	14.7	14.87	14.65	14.70	14.75	14.70	-	657	5,099
MBKU23	-	-	-	-	-	18.06	0.06	100	454
MEGAU23	41.75	41.75	41.75	41.75	41.75	41.75	-0.69	1	373
MINTU23	33.38	33.38	33.28	33.28	33.31	33.28	-0.22	306	2,484
MTCU23	41.12	41.15	40.11	41.15	40.51	41.00	1	915	2,556
MU23	-	-	-	-	-	48.47	-0.53	20	278
ORIU23	10.46	10.47	10.46	10.47	10.47	10.47	0.08	21	4,375
ORU23	20.45	20.53	20.45	20.49	20.50	20.49	0.06	611	5,680
OSPU23X	29.59	29.59	29.59	29.59	29.59	29.58	0.23	302	1,700
PLANBU23	9.22	9.22	9.2	9.20	9.22	9.20	-0.15	1,528	3,296
PRMU23	-	-	-	-	-	6.43	0.15	-	1,546
PSHU23	-	-	-	-	-	13.34	0.38	-	208
PSLU23	8.71	8.71	8.66	8.66	8.68	8.67	0.02	33	2,647
PTGU23	10.64	10.74	10.54	10.55	10.59	10.55	-0.09	672	10,774
PTTEPU23	158	158.69	157.37	158.50	158.05	158.50	0.25	702	1,910
PTTGCU23	36.11	37.11	36.11	36.90	36.57	36.90	0.47	429	6,008
PTTU23	34.92	35.10	34.55	35.10	34.80	34.95	0.03	205	9,784
QHU23	2.29	2.29	2.29	2.29	2.29	2.29	-	1	1,139
RATCHU23	35.49	35.60	35.49	35.60	35.55	35.60	0.18	4	1,027
RSU23X	14.75	14.75	14.6	14.60	14.68	14.60	0.07	102	16,808
SAMARTU23	5.9	5.95	5.88	5.88	5.93	5.88	0.02	52	5,807
SAWADU23	48.25	49.87	48.25	48.60	48.96	48.60	0.6	659	11,958
SCBU23	117	117.34	115.6	116.20	116.02	116.19	-0.51	450	4,980
SCCU23	316.1	317.00	316.1	317.00	316.70	317.00	1.5	203	1,483
SCGPU23	37.34	40.00	37.34	39.65	38.76	39.65	2.8	849	5,736
SGPU23	8.38	8.47	8.38	8.43	8.38	8.43	-0.02	82	380
SIRIU23	1.89	1.94	1.89	1.91	1.92	1.91	0.02	3,821	20,727
SPALIU23	20.97	20.97	20.75	20.90	20.88	20.80	0.4	810	1,389
SPCGU23	-	-	-	-	-	12.65	0.01	-	12
SPRCU23	8.95	8.95	8.95	8.95	8.95	8.95	-0.05	501	1,650
STAU23	13.27	13.75	13.27	13.75	13.64	13.75	0.61	1,973	3,011
STECU23	11.67	11.69	11.36	11.45	11.48	11.43	-0.14	257	6,786
STGTU23	6.86	6.86	6.86	6.86	6.86	6.86	-0.02	401	2,586
STPIU23	4.02	4.02	4.02	4.02	4.02	4.02	0.07	30	20,144
SU23	1.21	1.21	1.21	1.21	1.21	1.21	0.03	1	4,773
SUPERU23	0.5	0.51	0.5	0.50	0.50	0.50	-	8	31,741
TASCOU23	17.46	17.56	17.4	17.40	17.45	17.40	0.3	153	433
TCAPU23	-	-	-	-	-	50.06	-0.49	-	343
THAIU23	-	-	-	-	-	3.40	-	-	-
THANIU23	3.32	3.32	3.29	3.29	3.31	3.29	0.02	97	6,222
THCOMU23	14.35	14.50	14.32	14.50	14.37	14.50	0.27	1,324	8,332
THGU23	-	-	-	-	-	66.05	-0.25	-	261
TISCOU23	-	-	-	-	-	99.22	-0.23	100	146
TKNU23	13	13.34	12.8	13.00	13.01	13.00	0.25	124	8,784
TOAU23	27.62	27.62	27.48	27.48	27.55	27.48	0.11	4	337
TOPU23	50.71	51.27	50.71	51.27	51.11	51.27	0.07	85	963
TPIPLU23	1.56	1.56	1.55	1.55	1.55	1.55	-0.01	5	1,091
TPIPPU23	3.31	3.31	3.31	3.31	3.31	3.31	-0.07	9	1,292
TQMU23	28.08	28.08	28.08	28.08	28.08	28.08	0.58	1	4,663

blssk	เปิด	สูงสุด	ต่ำสุด	ปิด	เฉลี่ย	ราคาที่ใช้ชำระ ราคา	เปลี่ยนแปลง	ปริมาณ (สัญญา)	สถานะคงค้าง (สัญญา)
TRUEEU23X	-	-	-	-	-	6.96	0.04	-	55
TRUEU23	6.95	6.99	6.95	6.98	6.97	6.98	0.06	9,549	25,324
TTAU23	6.3	6.30	6.3	6.30	6.30	6.30	-0.05	501	2,517
TTBU23	1.77	1.77	1.69	1.70	1.73	1.70	-0.08	7,640	16,744
TTCLU23	4.24	4.24	4.22	4.22	4.23	4.22	-0.09	102	3,473
TTWU23	8.6	8.60	8.6	8.60	8.60	8.60	0.1	5	663
TUU23	14.05	14.05	13.92	14.05	13.98	14.05	-0.05	1,919	9,682
TVOU23	-	-	-	-	-	22.95	-0.25	-	120
UNIU23	2.97	2.97	2.97	2.97	2.97	2.97	-	1	3,020
VGIU23	2.7	2.85	2.7	2.80	2.81	2.80	0.13	1,596	6,587
VNGU23	-	-	-	-	-	4.15	-0.04	-	7,067
WHAU23	5.14	5.18	5.13	5.13	5.15	5.13	-0.03	1,024	6,802
Total								106,597	1,171,770

Source : SET Smart

BUALUANG SECURITIES PUBLIC COMPANY LIMITED (BLS) is a subsidiary of BANGKOK BANK PUBLIC COMPANY LIMITED (BBL). This document is produced based upon sources believed to be reliable but their accuracy, completeness or correctness is not guaranteed. The statements or expressions of opinion herein were arrived at after due and careful consideration to use as information for investment. Expressions of opinion contained herein are subject to change without notice. This document is not, and should not be construed as, an offer or the solicitation of an offer to buy or sell any securities. The use of any information shall be at the sole discretion and risk of the user.

BUALUANG SECURITIES PUBLIC COMPANY LIMITED MAY BE IN RELATIONSHIP WITH THE SECURITIES IN THIS REPORT. "Opinions, projections and other information contained in this report are based upon sources believed to be accurate including the draft prospectus, but no responsibility is accepted for any loss occasioned by reliance placed upon the contents hereof. Bualuang Securities Public Company Limited may from time to time perform investment, advisory or other services for companies mentioned in this report, as well as dealing (as principal or otherwise) in, or otherwise being interested in, any securities mentioned herein, This report does not constitute a solicitation to buy or sell any securities". Investors should carefully read details in the prospectus before making investment decision.






BUALUANG SECURITIES PUBLIC COMPANY LIMITED MAY ACT AS MARKET MAKER AND ISSUER OF DWs, AND ISSUER OF STRUCTURED NOTES ON THESE SECURITIES. The company may prepare the research reports on those underlying securities. Investors should carefully read the details of the derivative warrants and structured notes in the prospectus before making investment decisions.

ADVANC	AMATA	AOT	BDMS	BH	CBG	CENTEL	CPALL	GLOBAL	GPSC	IRPC	KBANK	KCE	KTC	MINT
PTG	PTT	PTTEP	PTTGC	SCB	SFRG	TOP	WHA	STA	BGRIM	GULF	MTC	AWC	CRC	CPF
CPN	HANA	HMPRO	I/L	OSP	SAWAD	BANPU	BCH	BTS	SCC	TU	INTUCH	VGI	SCGP	COM7
DOHOME	JMT	CHG	TTB	BAM	BCP	KTB	KKP	OR	BEM	GUNKUL	EA	RBF	STGT	JMART
BEC	KEX	RCL	SINGER	TIDLOR	FORTH	DELTA	SABUY	CKP	TRUE	PSL	SIRI	TQM	CK	ERW
MEGA	SNNP	TLI	STEC	EGCO										

BUALUANG SECURITIES PUBLIC COMPANY LIMITED IS OR MAY BE AN UNDERWRITER/CO-UNDERWRITER/JOINT LEAD IN RESPECT OF THE INITIAL PUBLIC OFFERING (IPO) OF SECURITIES.

Financial Advisor	Lead underwriter/ Underwriter/ Co-underwriter
	KCG, COCOCO

CG Rating

Score Range	Score Range	Description
90 – 100		Excellent
80 – 89		Very Good
70 – 79		Good
60 – 69		Satisfactory
50 – 00359		Pass
Less than 50	No logo given	-

Thailand's Private Sector Collective Action Coalition Against Corruption programme (Thai CAC) under Thai Institute of Directors

- companies that have **declared** their intention to join CAC, and
- companies **certified** by CAC.

CORPORATE GOVERNANCE REPORT DISCLAIMER

This research report was prepared by Bualuang Securities Public Company Limited and refers to research prepared by Morgan Stanley. Morgan Stanley does not warrant or guarantee the accuracy or completeness of its research reports. Morgan Stanley reserves copyright and other proprietary rights in the material reproduced in this report. Morgan Stanley is under no obligation to inform Bualuang Securities or you if the views or information referred to or reproduced in this research report change.

Corporate Governance Report disclaimer

The disclosure of the survey result of the Thai Institute of Directors Association (IOD) regarding corporate governance is made pursuant to the policy of the Office of the Securities and Exchange Commission. The IOD survey is based on the information of a company listed on the Stock Exchange of Thailand and the Market for Alternative Investment disclosed to the public and able to be accessed by a general public investor. The result, therefore, is from the perspective of a third party. It is not an evaluation of operation and is not based on inside information.

The survey result is as of the date appearing in the Corporate Governance Report of Thai Listed Companies. As a result, the survey result may be changed after that date. Bualuang Securities Public Company Limited neither confirms nor certifies the accuracy of such survey results.

"Disclaimer: The disclosure of the Anti-Corruption Progress Indicators of a listed company on the Stock Exchange of Thailand, which is assessed by the relevant institution as disclosed by the Office of the Securities and Exchange Commission, is made in order to comply with the policy and sustainable development plan for the listed companies. The relevant institution made this assessment based on the information received from the listed company, as stipulated in the form for the assessment of Anti-corruption which refers to the Annual Registration Statement (Form 56-1), Annual Report (Form 56-2), or other relevant documents or reports of such listed company. The assessment result is therefore made from the perspective of a third party. It is not an assessment of operation and is not based on any inside information. Since this assessment is only the assessment result as of the date appearing in the assessment result, it may be changed after that date or when there is any change to the relevant information. Nevertheless, Bualuang Securities Public Company Limited neither confirms, verifies, nor certifies the accuracy and completeness of the assessment result."

BUALUANG RESEARCH – RECOMMENDATION FRAMEWORK

STOCK RECOMMENDATIONS

BUY: Expected positive total returns of 15% or more over the next 12 months.

HOLD: Expected total returns of between -15% and +15% over the next 12 months.

SELL: Expected negative total returns of 15% or more over the next 12 months.

TRADING BUY: Expected positive total returns of 15% or more over the next 3 months.

SECTOR RECOMMENDATIONS

OVERWEIGHT: The industry, as defined by the analyst's coverage universe, is expected to outperform the relevant primary market index over the next 12 months.

NEUTRAL: The industry, as defined by the analyst's coverage universe, is expected to perform in line with the relevant primary market index over the next 12 months.

UNDERWEIGHT: The industry, as defined by the analyst's coverage universe, is expected to underperform the relevant primary market index over the next 12 months.

IMPORTANT DISCLOSURES FOR U.S. PERSONS

This research report was prepared by Bualuang Securities Public Company Limited (“BLS”). BLS is not a registered broker-dealer in the United States and, therefore, is not subject to U.S. rules regarding the preparation of research reports and the independence of research analysts. This research report is provided for distribution to “major U.S. institutional investors” in reliance on the exemption from registration provided by Rule 15a-6 of the U.S. Securities Exchange Act of 1934, as amended (the “Exchange Act”).

Under no circumstances should any recipient of this research report effect any transaction to buy or sell securities or related financial instruments through BLS. Rosenblatt Securities Inc. accepts responsibility for the contents of this research report, subject to the terms set out below, to the extent that it is delivered to a U.S. person other than a major U.S. institutional investor.

The analyst whose name appears in this research report is not registered or qualified as a research analyst with the Financial Industry Regulatory Authority (“FINRA”) and may not be an associated person of Rosenblatt Securities Inc. and, therefore, may not be subject to applicable restrictions under FINRA Rules on communications with a subject company, public appearances and trading securities held by a research analyst account.

Additional Disclosures

This research report is for distribution only under such circumstances as may be permitted by applicable law. This research report has no regard to the specific investment objectives, financial situation or particular needs of any specific recipient, even if sent only to a single recipient. This research report is not guaranteed to be a complete statement or summary of any securities, markets, reports or developments referred to in this research report. Neither BLS nor any of its directors, officers, employees or agents shall have any liability, however arising, for any error, inaccuracy or incompleteness of fact or opinion in this research report or lack of care in this research report’s preparation or publication, or any losses or damages which may arise from the use of this research report.

BLS may rely on information barriers, such as “Chinese Walls” to control the flow of information within the areas, units, divisions, groups, or affiliates of BLS.

Investing in any non-U.S. securities or related financial instruments (including ADRs) discussed in this research report may present certain risks. The securities of non-U.S. issuers may not be registered with, or be subject to the regulations of, the U.S. Securities and Exchange Commission. Information on such non-U.S. securities or related financial instruments may be limited. Foreign companies may not be subject to audit and reporting standards and regulatory requirements comparable to those in effect within the United States.

The value of any investment or income from any securities or related financial instruments discussed in this research report denominated in a currency other than U.S. dollars is subject to exchange rate fluctuations that may have a positive or adverse effect on the value of or income from such securities or related financial instruments.

Past performance is not necessarily a guide to future performance and no representation or warranty, express or implied, is made by BLS with respect to future performance. Income from investments may fluctuate. The price or value of the investments to which this research report relates, either directly or indirectly, may fall or rise against the interest of investors. Any recommendation or opinion contained in this research report may become outdated as a consequence of changes in the environment in which the issuer of the securities under analysis operates, in addition to changes in the estimates and forecasts, assumptions and valuation methodology used herein.

No part of the content of this research report may be copied, forwarded or duplicated in any form or by any means without the prior consent of BLS and BLS accepts no liability whatsoever for the actions of third parties in this respect.