

Analyst : Dethana Fangsaard

Registration No. 039656

Email : dethana.fa@pi.financial

## แม่เสียอาการ แต่ยังได้ลุ้นเช่นเคย

SET ทรานแท่ที่ราคายังไม่ทำ New Low ต่ำกว่าบริเวณ 1,640 จุด ก็ยังคงโอกาสได้ลุ้นริบาวด์เพื่อเปลี่ยนแปลงแนวโน้ม หลีกเลี้ยงหุ้นที่ก่อนหน้านี้ นักลงทุนต่างชาติเข้าสะสม เนื่องจากยังคงมีแรงขายออกมาต่อเนื่อง เน้นหุ้นที่แข็งแกร่งกว่าตลาดในช่วงนี้ ซึ่งจะเป็นกลุ่มที่นักลงทุนสถาบันเข้าสะสม ในช่วงที่มีความผันผวนมาก ควรรักษาระเบียบวินัยทางการลงทุนให้ดี



### SET

ตลาดหลักทรัพย์แห่งประเทศไทย

Resistance 1,660 / 1,670

Support 1,645 / 1,640



### GLOBAL, SET50 – COMM

บริษัท สยามโกลบอลแอคส์ จำกัด (มหาชน)

Resistance 20.00 / 20.20

Support 19.60 / 19.40

Base Stop 18.60



### TLI, SET – INSUR

บริษัท ไทยประกันชีวิต จำกัด (มหาชน)

Resistance 14.40 / 14.60

Support 14.00 / 13.80

Base Stop 13.30

\* การลงทุนมีความเสี่ยง ผู้ลงทุนควรศึกษาข้อมูลให้รอบคอบก่อนตัดสินใจลงทุน

# Pi Technical Daily

24 February 2023



No.	Name	Last	Change	%	Momentum	Pi Volatility Day			SMA20 Value		
						Start/Stop	Point	Trend	(‘000 Baht)	Pi Score	Position
1	TOURISM	711.02	7.25	1.03	UP	STOP	676.21	UP	422,647.30	63.70	0
2	PROF	344.59	7.19	2.13	DOWN	STOP	329.83	UP	148,853.45	62.28	1
3	ETRON	11,868.14	38.94	0.33	UP	START	12,388.83	UP	5,106,105.85	60.96	-1
4	AGRI	253.02	0.31	0.12	UP	STOP	240.71	UP	435,021.60	60.81	0
5	FOOD	12,891.25	42.08	0.33	UP	STOP	12,487.17	UP	3,790,686.55	58.07	1
6	ICT	170.82	- 1.49	- 0.86	DOWN	STOP	166.90	UP	6,206,472.35	57.02	-1
7	SSET	1,099.76	1.53	0.14	UP	START	1,113.35	UP	3,480,019.65	56.49	1
8	FASHION	719.12	- 4.37	- 0.60	UP	STOP	713.27	UP	222,166.00	54.13	-1
9	PROP	268.96	- 0.86	- 0.32	DOWN	STOP	264.46	UP	3,035,871.95	53.77	0
10	MEDIA	48.25	0.16	0.33	UP	START	48.94	UP	861,624.45	53.00	3
11	COMM	38,414.07	- 186.01	- 0.48	UP	START	39,238.79	UP	5,188,266.65	52.55	-1
12	PFNREIT	158.15	- 0.12	- 0.08	DOWN	START	161.23	UP	137,987.55	52.27	2
13	PERSON	116.85	- 0.07	- 0.06	UP	START	122.73	UP	261,733.75	52.15	-1
14	INSUR	12,765.07	91.59	0.72	UP	START	12,793.43	UP	574,988.70	51.41	2
15	HEALTH	7,325.01	- 61.02	- 0.83	DOWN	START	7,524.86	UP	2,194,903.85	51.20	-4
16	CONS	69.94	- 0.50	- 0.71	DOWN	START	73.12	DOWN	840,737.25	49.27	-1
17	HOME	25.46	- 0.05	- 0.20	UP	START	26.05	DOWN	65,251.90	48.95	0
18	STEEL	37.45	- 0.18	- 0.48	DOWN	START	38.75	DOWN	41,380.00	47.90	0
19	AUTO	527.79	- 5.78	- 1.08	DOWN	START	544.31	DOWN	234,317.45	45.75	0
20	CONMAT	9,069.60	- 23.97	- 0.26	DOWN	START	9,346.43	DOWN	1,068,457.85	45.66	2
21	PETRO	984.23	- 14.47	- 1.45	DOWN	START	1,043.70	DOWN	1,233,617.85	45.23	-1
22	FIN	4,463.88	14.89	0.33	UP	START	4,614.31	DOWN	4,519,572.40	45.18	1
23	BANK	380.19	0.14	0.04	DOWN	START	390.93	DOWN	7,120,793.60	45.00	1
24	SET50	986.26	- 5.01	- 0.51	DOWN	START	1,013.34	DOWN	36,532,150.45	44.55	-3
25	TRANS	362.53	1.28	0.35	DOWN	START	372.41	DOWN	2,974,835.45	44.26	1
26	SET100	2,219.83	- 10.51	- 0.47	DOWN	START	2,278.00	DOWN	47,466,878.50	42.39	-1
27	MAI	574.86	1.75	0.31	DOWN	START	595.67	DOWN	3,996,954.70	41.28	2
28	PAPER	4,275.96	56.26	1.33	UP	START	4,387.45	DOWN	6,807.70	41.10	3
29	PKG	5,121.61	- 26.01	- 0.51	UP	START	5,304.76	DOWN	553,563.75	41.02	-2
30	IMM	33.44	- 0.81	- 2.36	DOWN	START	36.95	DOWN	204,968.30	38.51	-2
31	ENERG	23,467.03	- 331.14	- 1.39	DOWN	START	24,394.67	DOWN	10,762,556.25	34.94	-1

## Bull Gauge

07

### Most 5 Aggressive Bulls

1. MEDIA - MPIC
2. PAPER
3. PFNREIT
4. INSUR
5. CONMAT

## Bear Gauge

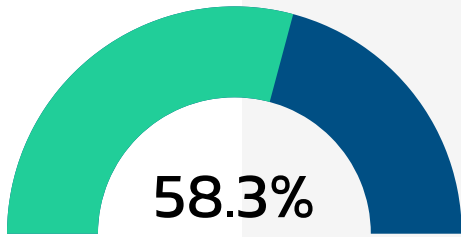
24

### Most 5 Aggressive Bears

1. HEALTH
2. SET50
3. IMM - STARK
4. PKG
5. ENER - TOP BCP BPP

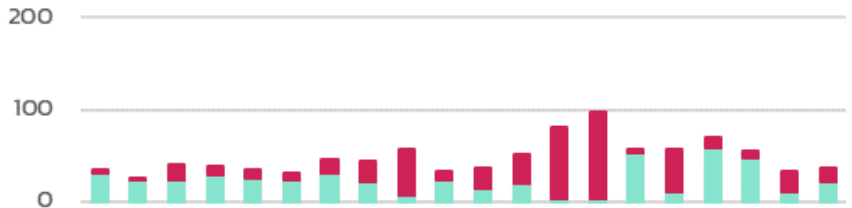
\* การลงทุนมีความเสี่ยง ผู้ลงทุนควรศึกษาข้อมูลให้รอบคอบก่อนตัดสินใจลงทุน

## Pi Meter Monitoring System

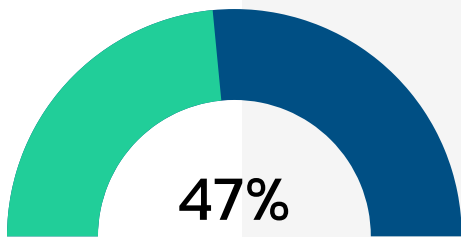


58.3%

3% Meter

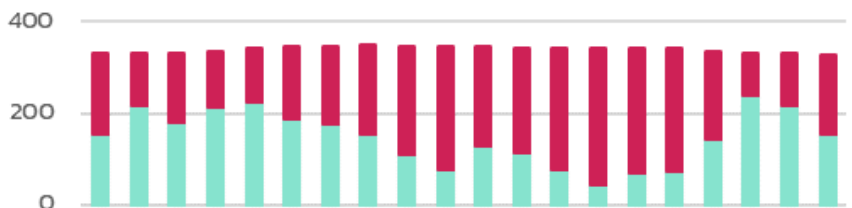


จำนวนสัดส่วน 3% : -3%, 21 : 15

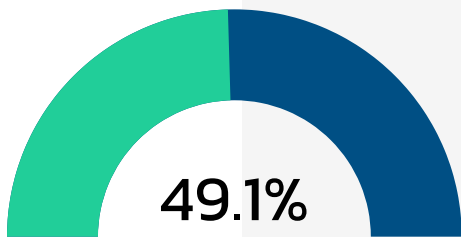


47%

Heikin-Ashi  
Meter

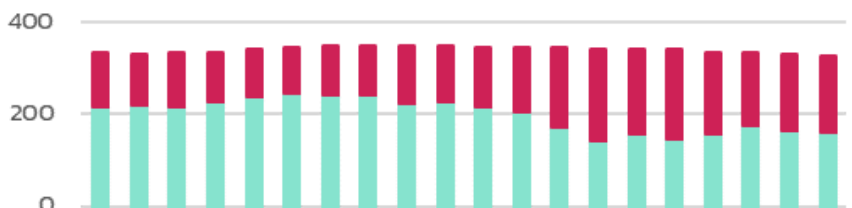


จำนวนสัดส่วน Up : Down, 154 : 174

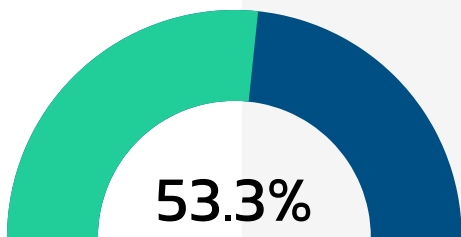


49.1%

EMA75 Meter

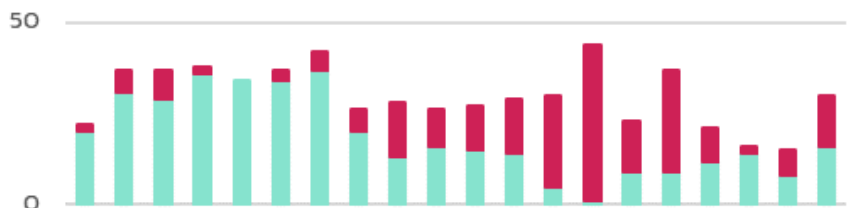


จำนวนสัดส่วน Up : Down, 161 : 167



53.3%

New High / New Low  
Meter



จำนวนสัดส่วน NH : NL, 16 : 14

\* การลงทุนมีความเสี่ยง ผู้ลงทุนควรศึกษาข้อมูลให้รอบคอบก่อนตัดสินใจลงทุน

# Pi Technical Daily

24 February 2023



Class B													Pi Volatility Day			SMA20 Value		
No.	Name	Last	Change	%	Momentum	Start/Stop	Point	Trend	(°000 Baht)	Pi Score	Position	H-Ashi	EMA75	N-High				
1	SKY	31.00	0.75	2.48	UP	STOP	25.00	UP	212,548.40	80.01	0							
Class C													Pi Volatility Day			SMA20 Value		
No.	Name	Last	Change	%	Momentum	Start/Stop	Point	Trend	(°000 Baht)	Pi Score	Position	H-Ashi	EMA75	N-High				
2	DOHOME	15.40	0.50	3.36	UP	STOP	13.87	UP	163,828.70	62.21	16							
3	ERW	5.05	0.15	3.06	UP	STOP	4.66	UP	77,690.40	61.26	14							
4	AUCT	10.80	0.30	2.86	UP	STOP	9.56	UP	21,803.50	62.73	12							
5	PROUD	2.14	0.08	3.88	UP	STOP	1.88	UP	20,389.50	64.76	9							
6	SISB	25.75	0.75	3.00	DOWN	STOP	23.89	UP	39,795.55	63.11	9							
7	SHR	4.60	0.10	2.22	UP	STOP	4.25	UP	64,949.80	60.88	9							
8	WARRIX	9.70	0.35	3.74	UP	STOP	8.53	UP	104,785.05	65.13	5							
9	CENTEL	56.50	0.75	1.35	UP	STOP	52.31	UP	227,941.70	61.49	4							
10	Q_CON	12.50	0.20	1.63	UP	STOP	10.44	UP	27,977.00	64.08	3							
11	PRI	32.50	1.00	3.17	DOWN	STOP	30.39	UP	62,270.50	62.52	3							
12	TASCO	19.50	0.10	0.52	UP	STOP	18.36	UP	179,154.25	66.27	2							
13	SITHAI	1.88	0.02	1.08	UP	STOP	1.70	UP	37,977.65	62.64	2							
14	PR9	21.30	0.30	1.43	UP	STOP	19.52	UP	39,238.80	61.55	2							
15	BBL	164.00	0.50	0.31	DOWN	STOP	157.78	UP	1,529,891.35	62.39	1							
16	PLANB	9.85	0.25	2.60	UP	STOP	8.94	UP	276,900.55	69.70	0							
17	STA	25.75	-	-	UP	STOP	23.41	UP	198,271.40	66.69	0							
18	AEONTS	205.00	-	-	UP	STOP	192.43	UP	78,827.70	64.64	-1							
19	DMT	13.80	-	-	UP	STOP	12.30	UP	48,740.95	64.01	-1							
20	OSP	32.00	-	-	UP	STOP	29.28	UP	347,827.85	62.53	-1							
21	DELTA	968.00	2.00	0.21	UP	STOP	872.96	UP	2,399,845.65	61.78	-4							
22	APP	3.70	-0.02	-0.54	DOWN	STOP	3.38	UP	14,120.80	60.06	-4							
Class D													Pi Volatility Day			SMA20 Value		
No.	Name	Last	Change	%	Momentum	Start/Stop	Point	Trend	(°000 Baht)	Pi Score	Position	H-Ashi	EMA75	N-High				
23	AMANAH	4.24	0.34	8.72	UP	STOP	3.83	UP	18,428.25	59.81	137							
24	CHAYO	10.00	0.80	8.70	UP	START	10.17	UP	44,473.30	56.47	97							
25	SPA	11.50	0.60	5.50	UP	START	11.86	UP	27,273.80	51.21	96							
26	AWC	6.05	0.20	3.42	UP	START	6.17	UP	261,009.35	51.84	82							
27	COM7	31.75	1.25	4.10	UP	START	32.29	DOWN	377,507.65	50.04	82							
28	ILM	18.60	0.40	2.20	UP	START	19.31	UP	18,106.20	50.57	68							
29	KAMART	8.40	0.45	5.66	UP	STOP	7.72	UP	51,926.70	55.19	65							
30	KLINIQ	37.75	2.00	5.59	UP	STOP	33.62	UP	98,980.75	50.69	61							
31	AQUA	0.69	0.02	2.99	UP	STOP	0.62	UP	16,878.10	56.79	57							
32	UBE	1.55	0.03	1.97	UP	STOP	1.49	UP	21,498.05	51.00	53							
33	AGE	4.08	0.10	2.51	UP	STOP	3.77	UP	13,960.45	55.09	51							
34	HENG	3.22	0.10	3.21	UP	START	3.30	UP	56,203.45	53.99	51							
35	STI	6.55	0.40	6.50	UP	START	7.30	UP	95,526.85	55.13	49							
36	APCO	5.35	0.10	1.90	UP	START	5.96	UP	13,823.90	52.96	48							
37	HUMAN	11.90	0.20	1.71	UP	START	12.85	UP	28,341.25	50.69	48							
38	QH	2.34	0.02	0.86	UP	STOP	2.27	UP	33,842.90	53.29	45							
39	RCL	31.50	0.50	1.61	UP	START	31.60	UP	109,019.20	52.74	41							
40	NER	6.20	0.10	1.64	UP	START	6.23	UP	60,576.90	51.36	39							
41	HANA	56.75	1.25	2.25	DOWN	START	62.35	UP	726,282.40	52.95	38							
42	KTMS	4.16	0.10	2.46	UP	STOP	3.95	UP	14,499.05	54.09	37							
43	MC	11.30	0.10	0.89	DOWN	START	12.40	UP	24,031.50	52.27	35							
44	MINT	34.25	0.75	2.24	UP	STOP	31.94	UP	561,913.05	58.75	29							
45	ASW	8.40	0.10	1.20	UP	STOP	8.08	UP	17,255.75	55.77	29							
46	RBF	13.10	0.20	1.55	UP	START	13.42	UP	36,304.90	50.68	29							
47	PDJ	3.62	0.06	1.69	UP	START	3.94	UP	23,447.65	55.54	22							

\* การลงทุนมีความเสี่ยง ผู้ลงทุนควรศึกษาข้อมูลให้รอบคอบก่อนตัดสินใจลงทุน



# Pi Technical Daily

24 February 2023



48	SABUY	12.50	0.20	1.63	UP	STOP	11.73	DOWN	252,170.30	50.23	20		
49	ALPHAX	1.36	0.01	0.74	DOWN	STOP	1.21	UP	17,669.65	52.64	19		
50	TKT	3.00	0.06	2.04	UP	START	3.59	UP	93,824.60	52.04	19		
51	KTC	58.75	-	-	UP	START	59.33	UP	272,646.55	51.96	18		
52	BCH	21.30	0.10	0.47	DOWN	START	21.66	UP	182,507.85	55.33	16		
53	BM	5.00	0.06	1.21	DOWN	STOP	4.62	UP	21,297.10	56.60	15		
54	VGI	4.56	0.04	0.88	UP	START	4.81	UP	154,747.20	50.35	15		
55	ITC	32.00	0.25	0.79	UP	STOP	28.70	UP	272,990.25	53.14	14		
56	UV	3.30	0.02	0.61	DOWN	START	3.56	UP	21,644.25	55.07	10		
57	ORI	12.10	0.10	0.83	UP	STOP	11.26	UP	74,677.40	59.17	9		
58	PRM	7.80	0.05	0.65	DOWN	STOP	7.40	UP	69,112.95	55.81	9		
59	NCAP	4.74	0.14	3.04	UP	STOP	4.21	UP	146,323.30	58.02	8		
60	BLA	31.75	0.25	0.79	UP	STOP	28.99	UP	143,573.80	57.27	8		
61	SAWAD	55.75	0.75	1.36	UP	START	58.63	UP	505,458.70	57.01	8		
62	KGI	5.10	-	-	DOWN	STOP	4.97	UP	19,662.75	53.66	8		
63	AJA	0.25	-	-	DOWN	STOP	0.25	UP	11,842.20	50.65	7		
64	7UP	0.79	-	-	DOWN	START	0.88	UP	34,643.65	51.93	5		
65	TISCO	102.50	-	-	UP	STOP	100.61	UP	269,207.85	56.22	4		
66	WHA	3.94	-	-	UP	STOP	3.71	UP	360,404.35	53.11	3		
67	CMAN	2.30	0.02	0.88	UP	STOP	2.07	UP	10,620.00	59.77	2		
68	WHART	11.40	-	-	DOWN	STOP	11.21	UP	11,516.35	54.68	2		
69	CRC	45.25	-	-	UP	STOP	42.65	UP	471,088.70	55.43	1		
70	UPA	0.24	-	-	DOWN	STOP	0.21	UP	18,805.85	52.09	1		
71	EKH	9.30	-	-	UP	STOP	8.67	UP	32,205.05	59.68	0		
72	BAFS	33.25	-	-	DOWN	STOP	31.91	UP	29,742.70	54.85	0		
73	BWG	0.93	-	-	DOWN	STOP	0.92	UP	103,865.30	54.47	-4		
74	PTG	14.20	- 0.10	- 0.70	DOWN	STOP	13.26	UP	146,580.65	50.79	-4		
75	A5	4.00	- 0.02	- 0.50	UP	STOP	3.69	UP	14,930.85	54.48	-11		
76	MAKRO	40.75	- 0.25	- 0.61	UP	START	42.40	UP	443,097.90	53.22	-12		
77	FSS	3.96	- 0.06	- 1.49	UP	STOP	4.30	UP	70,231.40	55.27	-17		

Class E		Pi Volatility Day							SMA20 Value		H-Ashi EMA75 N-High			
No.	Name	Last	Change	%	Momentum	Start/Stop	Point	Trend	(‘000 Baht)	Pi Score	Position			
78	ALL	0.33	0.05	17.86	UP	START	0.38	DOWN	20,276.00	46.61	64			
79	GLOBAL	19.80	0.40	2.06	UP	START	20.39	DOWN	282,874.70	46.70	48			
80	TPIPP	3.38	0.02	0.60	UP	START	3.47	DOWN	12,407.85	48.77	43			
81	TLI	14.20	0.20	1.43	UP	START	14.30	DOWN	206,417.35	48.50	41			
82	IIG	35.00	1.25	3.70	UP	START	37.31	DOWN	37,105.95	44.65	41			
83	SCC	338.00	2.00	0.60	DOWN	START	349.46	DOWN	592,923.90	48.46	37			
84	BTG	32.50	0.50	1.56	UP	STOP	31.72	DOWN	91,356.65	45.30	36			
85	AOT	72.50	0.50	0.69	DOWN	START	74.50	DOWN	1,262,454.45	46.55	35			
86	AH	30.75	0.50	1.65	UP	START	31.97	DOWN	56,469.35	49.48	33			
87	PSL	14.90	0.30	2.05	UP	STOP	13.30	DOWN	178,045.30	47.35	31			
88	SIS	26.50	0.25	0.95	UP	START	27.23	DOWN	11,285.90	49.18	30			
89	LANNA	15.80	0.40	2.60	UP	START	16.28	DOWN	20,068.60	41.54	29			
90	UREKA	1.15	0.03	2.68	UP	START	1.27	DOWN	67,638.10	47.98	28			
91	GFPT	12.60	0.20	1.61	UP	START	13.21	DOWN	46,439.90	44.62	27			
92	MAJOR	18.10	0.10	0.56	UP	STOP	17.73	DOWN	41,786.50	46.96	26			
93	CPF	23.00	0.10	0.44	UP	START	23.57	DOWN	432,410.50	42.39	24			
94	SMT	5.15	0.05	0.98	DOWN	START	5.73	DOWN	31,835.10	49.49	23			
95	CHO	0.40	0.01	2.56	DOWN	START	0.48	DOWN	16,912.30	49.46	23			
96	KSL	3.60	0.02	0.56	DOWN	STOP	3.52	DOWN	24,686.75	48.34	23			
97	FTI	2.18	0.02	0.93	UP	START	2.45	DOWN	14,074.20	49.67	22			
98	TIDLOR	28.50	0.25	0.88	DOWN	START	30.49	DOWN	395,950.70	49.06	21			
99	SICT	8.30	0.05	0.61	UP	START	8.90	DOWN	14,698.65	49.61	19			

\* การลงทุนมีความเสี่ยง ผู้ลงทุนควรศึกษาข้อมูลให้รอบคอบก่อนตัดสินใจลงทุน

# Pi Technical Daily

24 February 2023



100	KCE	47.25	0.50	1.07	DOWN	START	52.21	DOWN	1,551,532.60	47.14	19		
101	BEM	9.15	0.05	0.55	DOWN	START	9.59	DOWN	488,065.40	44.11	19		
102	ASK	31.75	0.25	0.79	UP	START	33.02	DOWN	42,917.05	43.52	17		
103	RS	15.60	0.10	0.65	DOWN	START	16.96	DOWN	99,233.85	45.29	15		
104	BANPU	11.30	0.10	0.89	DOWN	START	11.84	DOWN	1,512,794.00	40.52	15		
105	M	55.50	-	-	UP	START	57.31	DOWN	59,931.15	45.68	13		
106	NEX	16.50	0.10	0.61	DOWN	START	17.95	DOWN	113,553.65	42.05	12		
107	BAM	15.70	-	-	DOWN	STOP	15.21	DOWN	284,434.40	48.30	10		
108	CPH	31.50	0.25	0.80	UP	START	34.61	DOWN	19,768.90	46.81	10		
109	TTB	1.39	-	-	DOWN	START	1.45	UP	286,793.95	49.94	9		
110	LEO	12.10	-	-	UP	START	12.64	DOWN	12,055.80	46.95	9		
111	KKP	67.00	-	-	DOWN	START	69.88	DOWN	474,094.80	42.09	9		
112	EPG	8.55	0.05	0.59	DOWN	STOP	8.33	DOWN	37,196.25	40.46	9		
113	NRF	5.80	-	-	UP	START	6.28	DOWN	13,134.45	42.89	8		
114	BAY	29.75	-	-	DOWN	START	31.27	DOWN	17,514.70	42.23	8		
115	TACC	6.45	-	-	UP	START	6.83	DOWN	10,672.50	49.03	7		
116	SAT	20.80	-	-	UP	START	21.53	DOWN	18,199.30	49.15	6		
117	SM	1.99	0.01	0.51	DOWN	STOP	1.90	DOWN	19,936.80	43.86	6		
118	DPAINT	9.90	0.05	0.51	DOWN	STOP	9.41	DOWN	18,060.95	47.76	5		
119	TTA	7.90	-	-	UP	START	8.00	DOWN	34,385.15	47.41	5		
120	PCC	3.24	-	-	DOWN	STOP	3.20	DOWN	10,223.05	45.96	5		
121	CV	1.74	-	-	DOWN	START	1.87	DOWN	19,885.65	45.91	3		
122	BEAUTY	1.37	-	-	DOWN	START	1.51	DOWN	55,873.55	49.01	2		
123	BA	13.30	-	-	DOWN	START	14.45	DOWN	44,923.05	48.10	1		
124	CK	22.10	- 0.10	- 0.45	DOWN	START	23.04	DOWN	106,113.25	42.89	0		
125	CPNREIT	18.10	- 0.10	- 0.55	DOWN	START	18.95	DOWN	39,394.20	42.64	0		
126	TC	11.90	-	-	DOWN	START	12.84	DOWN	15,070.95	48.17	-3		
127	PLUS	8.30	- 0.10	- 1.19	DOWN	START	9.24	DOWN	37,279.35	46.08	-11		
128	AKP	2.04	- 0.04	- 1.92	DOWN	START	2.36	DOWN	10,399.40	44.01	-11		
129	OR	22.80	- 0.20	- 0.87	UP	STOP	21.73	DOWN	523,413.70	45.68	-14		
130	SPRC	11.00	- 0.10	- 0.90	DOWN	STOP	10.47	DOWN	237,011.25	48.30	-17		
131	SSP	9.55	- 0.15	- 1.55	DOWN	START	9.89	DOWN	16,582.05	43.42	-20		
132	DOD	4.88	- 0.32	- 6.15	DOWN	START	5.63	DOWN	23,511.80	48.65	-94		
133	SCCC	149.00	- 11.00	- 6.88	DOWN	START	156.05	DOWN	68,738.80	41.39	-228		

Class F		Pi Volatility Day					SMA20 Value				H-Ashi EMA75 N-High			
No.	Name	Last	Change	%	Momentum	Start/Stop	Point	Trend	(‘000 Baht)	Pi Score	Position			
134	KBANK	137.00	0.50	0.37	DOWN	START	142.85	DOWN	2,354,666.95	38.87	10			
135	SCB	99.75	-	-	DOWN	START	103.81	DOWN	1,130,842.40	39.83	8			
136	DITTO	44.50	1.00	2.30	DOWN	START	50.47	DOWN	84,863.85	38.13	7			
137	SMPC	12.30	-	-	UP	START	12.61	DOWN	10,725.00	39.82	3			
138	JMART	29.00	0.25	0.87	UP	START	32.87	DOWN	630,593.35	31.07	1			
139	JMT	48.50	0.25	0.52	UP	START	52.78	DOWN	1,097,989.80	36.15	0			
140	GUNKUL	4.18	- 0.06	- 1.42	DOWN	START	4.59	DOWN	622,708.90	31.60	-1			
141	DCC	2.36	-	-	DOWN	START	2.52	DOWN	49,729.80	30.88	-1			
142	CKP	4.28	- 0.04	- 0.93	DOWN	START	4.56	DOWN	71,467.90	37.62	-2			
143	PTTEP	154.00	- 2.00	- 1.28	DOWN	START	162.94	DOWN	1,809,399.10	37.17	-4			

\* การลงทุนมีความเสี่ยง ผู้ลงทุนควรศึกษาข้อมูลให้รอบคอบก่อนตัดสินใจลงทุน