

## SET

ดัชนีราคาหุ้นตลาดหลักทรัพย์แห่งประเทศไทย

Resistance 1,440 / 1,460

Support 1,425 / 1,420

Adjust Stop 1,423.17 (Risk 0.60%)

Trailing Stop \* (Risk \*)

Base Stop 1,423.17 (Risk 0.60%)

Major Base Stop

- 1,423.17 (Risk 0.60%, 09/10/2023)

Highest Price at this Cycle

- 1,435.79 (Discount 0.28%, 09/10/2023)

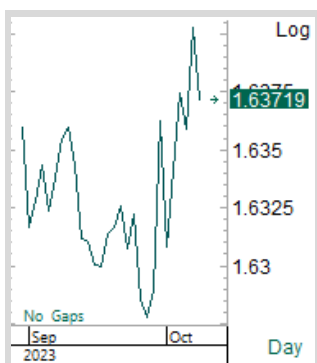
Short-term Trend - Down

Long-term Trend - Down

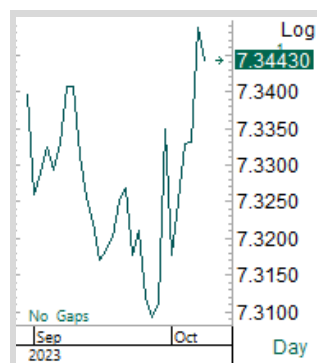


# 1,430 จุด คือแนวชีวิตสำคัญ

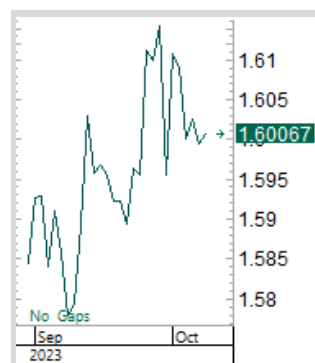
คงระมัดระวังแรงขายทำกำไร แต่หากราคาไม่ทำ New Low อีก ลุ้นโอกาสเก็งกำไรรีบาวด์อีกครั้ง จากสัญญาณแท่งราคา Pin Bar สังเกตติดตามในช่วงระหว่างการเปิดเทรด การรอเลือกหุ้นเลือกกลุ่มที่แข็งแกร่งกว่าตลาด ณ เวลานั้น (Realtime Scan) จะมีความได้เปรียบ ช่วงเวลาที่มีความผันผวนมาก ควรปฏิบัติตามระเบียบวินัยการลงทุนอย่างเข้มงวดเช่นเดิม



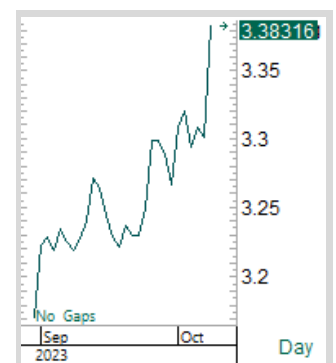
SET/SET50



SET/SET100

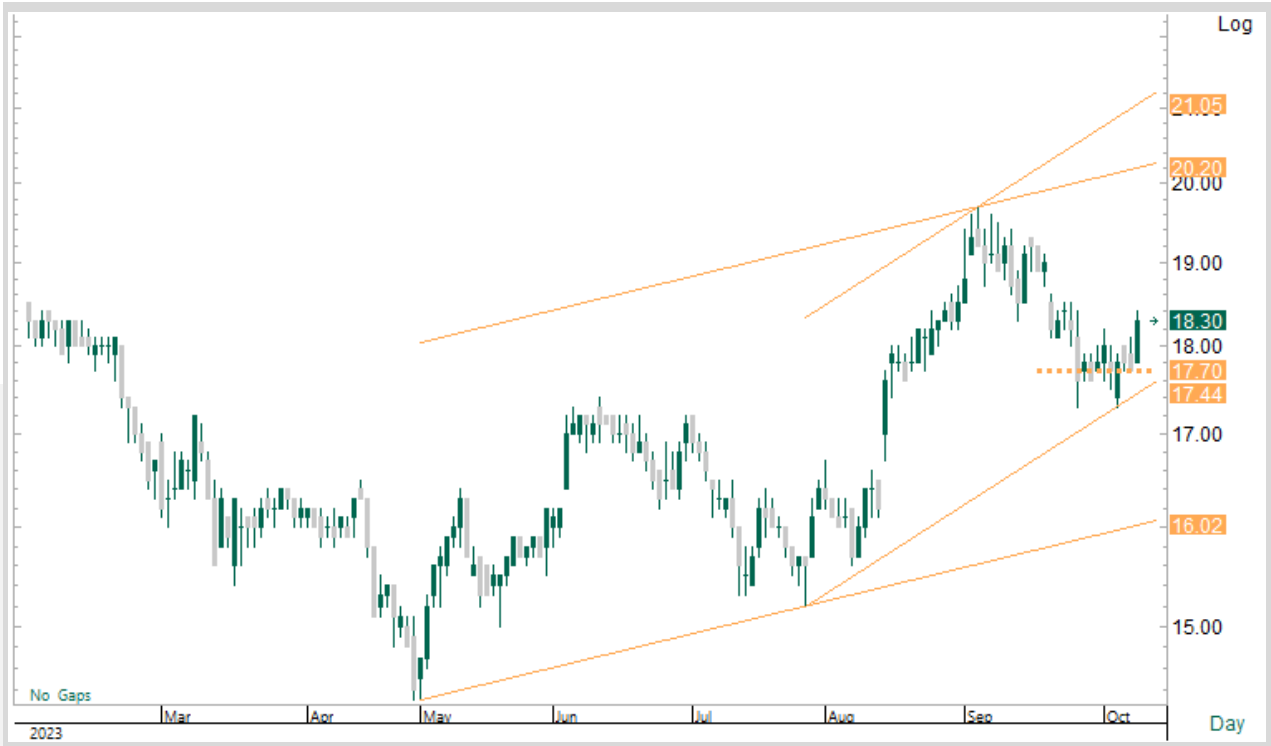


SET/SSET



SET/MAI

\* การลงทุนมีความเสี่ยง ผู้ลงทุนควรศึกษาข้อมูลให้รอบคอบก่อนตัดสินใจลงทุน



## MBK, SET100 - PROP

บริษัท เอ็ม บี เค จำกัด (มหาชน)

Resistance 18.50 / 18.70

Support 18.10 / 17.90

Adjust Stop 17.80 (Risk 2.73%)

Trailing Stop 17.70 (Risk 3.28%)

Base Stop 17.30 (Risk 5.46%)

Major Base Stop

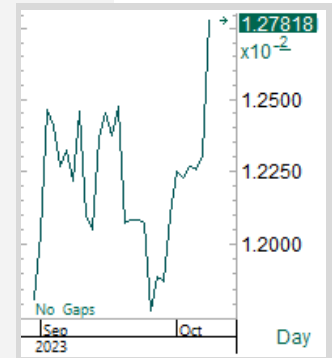
- 14.30 (Risk 21.86%, 28/04/2023)

Highest Price at this Cycle

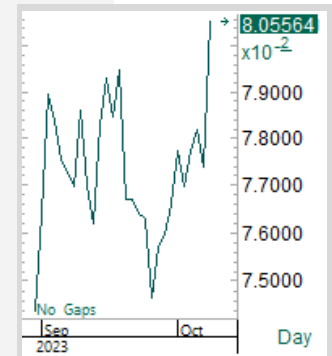
- 19.70 (Discount 7.65%, 05/09/2023)

Short-term Trend - 1st Up

Long-term Trend - Up



MBK/SET



MBK/PROP

\* การลงทุนมีความเสี่ยง ผู้ลงทุนควรศึกษาข้อมูลให้รอบคอบก่อนตัดสินใจลงทุน



## LH, SET50 - PROP

บริษัทแลนด์แอนด์เฮ้าส์ จำกัด (มหาชน)

Resistance 8.00 / 8.10

Support 7.80 / 7.70

Adjust Stop 7.65 (Risk 3.16%)

Trailing Stop 7.60 (Risk 3.80%)

Base Stop 7.50 (Risk 5.06%)

Major Base Stop

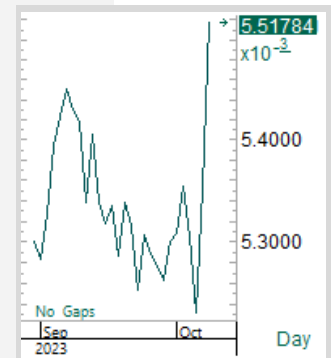
- 7.50 (Risk 5.06%, 05/10/2023)

Highest Price at this Cycle

- 7.90 (Discount 0.00%, 09/10/2023)

Short-term Trend - 1st Up

Long-term Trend - Down



LH/SET



LH/PROP

\* การลงทุนมีความเสี่ยง ผู้ลงทุนควรศึกษาข้อมูลให้รอบคอบก่อนตัดสินใจลงทุน

# pi Technical Daily

## 10 October 2023

No.	Name	Last	Change	%	Momentum	Pi Volatility Day			SMA20 Value		
						Start/Stop	Point	Trend	(000 Baht)	Pi Score	Position
1	ICT	157.18	- 0.72	- 0.46	DOWN	START	163.80	DOWN	3,289,755.40	64.34	0
2	FASHION	682.79	4.64	0.68	UP	START	705.77	DOWN	77,309.25	61.40	2
3	BANK	389.99	0.51	0.13	DOWN	START	398.87	DOWN	5,934,298.85	61.14	0
4	PAPER	3,291.36	-	-	DOWN	STOP	3,189.27	DOWN	1,661.00	59.11	1
5	FOOD	11,008.37	- 11.83	- 0.11	DOWN	START	11,408.74	DOWN	2,987,523.50	59.01	1
6	HEALTH	6,885.83	- 96.88	- 1.39	DOWN	STOP	6,838.32	DOWN	2,614,089.45	58.77	-4
7	TRANS	329.22	0.30	0.09	DOWN	START	341.32	DOWN	3,030,525.70	56.59	1
8	CONMAT	7,772.16	- 9.26	- 0.12	DOWN	START	7,987.01	DOWN	650,129.35	54.05	2
9	INSUR	10,440.80	- 233.91	- 2.19	DOWN	START	11,245.07	DOWN	393,987.80	53.94	-2
10	COMM	33,020.04	- 415.14	- 1.24	DOWN	START	34,594.09	DOWN	3,968,220.05	52.26	-1
11	PROP	227.17	- 1.56	- 0.68	DOWN	START	236.02	DOWN	2,442,078.25	50.71	2
12	SSET	894.45	- 4.95	- 0.55	DOWN	START	927.97	DOWN	2,295,531.50	50.66	2
13	ENERG	20,239.40	226.93	1.13	DOWN	START	21,177.82	DOWN	10,364,485.95	49.42	14
14	HOME	20.60	- 0.22	- 1.06	DOWN	START	21.53	DOWN	16,638.55	49.31	1
15	AUTO	462.12	- 7.33	- 1.56	DOWN	START	486.48	DOWN	201,763.90	49.07	-4
16	PKG	3,657.25	- 43.17	- 1.17	DOWN	START	3,949.40	DOWN	478,233.35	48.19	1
17	AGRI	174.36	- 2.08	- 1.18	DOWN	START	186.22	DOWN	215,494.20	47.52	1
18	SET100	1,949.43	- 7.97	- 0.41	DOWN	START	2,021.28	DOWN	40,104,252.50	47.49	7
19	STEEL	27.67	- 0.68	- 2.40	DOWN	START	29.50	DOWN	18,191.75	47.46	-7
20	PFNREIT	125.77	- 0.74	- 0.58	DOWN	START	129.24	DOWN	132,918.35	46.61	4
21	SET50	874.50	- 2.45	- 0.28	DOWN	START	906.81	DOWN	32,888,310.45	46.12	7
22	TOURISM	568.09	- 17.11	- 2.92	DOWN	START	614.38	DOWN	822,490.30	45.86	-6
23	PROF	342.99	- 11.20	- 3.16	DOWN	START	382.88	DOWN	165,448.25	45.48	-4
24	IMM	26.42	- 0.70	- 2.58	DOWN	START	28.77	DOWN	287,024.85	45.25	-4
25	PERSON	86.02	- 1.45	- 1.66	DOWN	START	91.52	DOWN	56,878.25	45.09	-3
26	FIN	3,365.11	- 80.07	- 2.32	DOWN	START	3,613.56	DOWN	2,551,698.65	44.53	-3
27	CONS	52.08	- 1.23	- 2.31	DOWN	START	55.49	DOWN	180,918.60	44.12	-6
28	PETRO	674.81	- 12.14	- 1.77	DOWN	START	732.39	DOWN	886,016.40	40.46	1
29	MAI	423.19	- 12.63	- 2.90	DOWN	START	452.22	DOWN	1,447,293.95	39.90	-3
30	ETRON	9,848.25	- 204.32	- 2.03	DOWN	START	11,257.40	DOWN	3,996,593.65	39.58	0
31	MEDIA	31.09	- 0.38	- 1.21	DOWN	START	33.11	DOWN	397,147.10	32.06	0

## Bull Gauge

02

### Most 5 Aggressive Bulls

1. ENERG - CV PTTEP SPRC
2. SET100
3. SET50
4. PFNREIT
5. FASHION

## Bear Gauge

29

### Most 5 Aggressive Bears

1. STEEL
2. CONS - TEAMG
3. TOURISM - MINT SHR
4. IMM
5. PROF - BWG SISB PRTR

\* การลงทุนมีความเสี่ยง ผู้ลงทุนควรศึกษาข้อมูลหรือขอคำปรึกษาจากที่ปรึกษาการลงทุน



Pi Securities



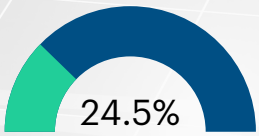
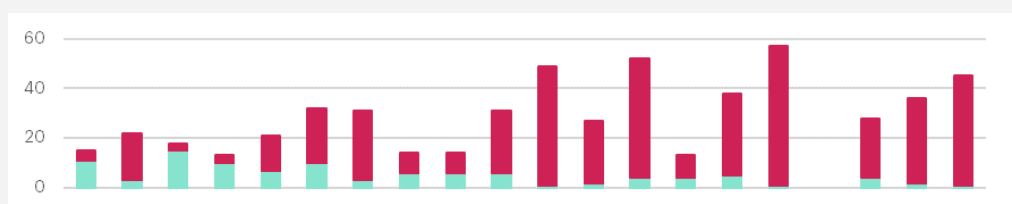
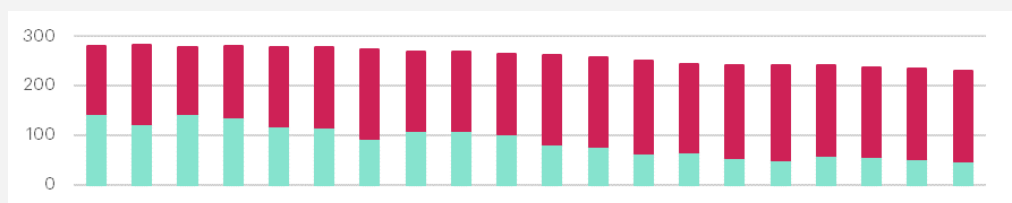
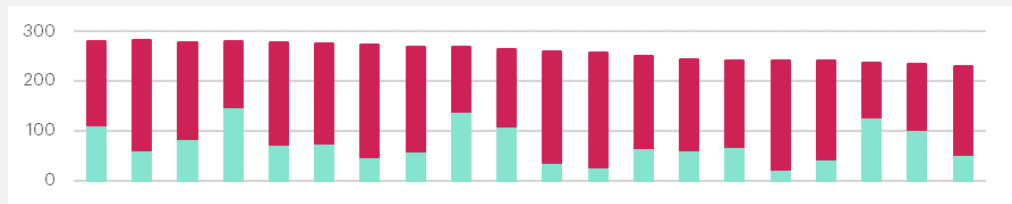
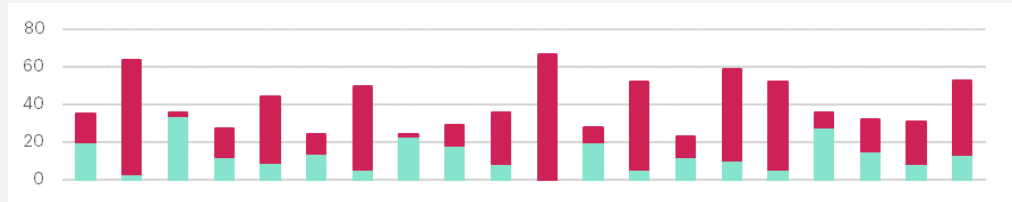
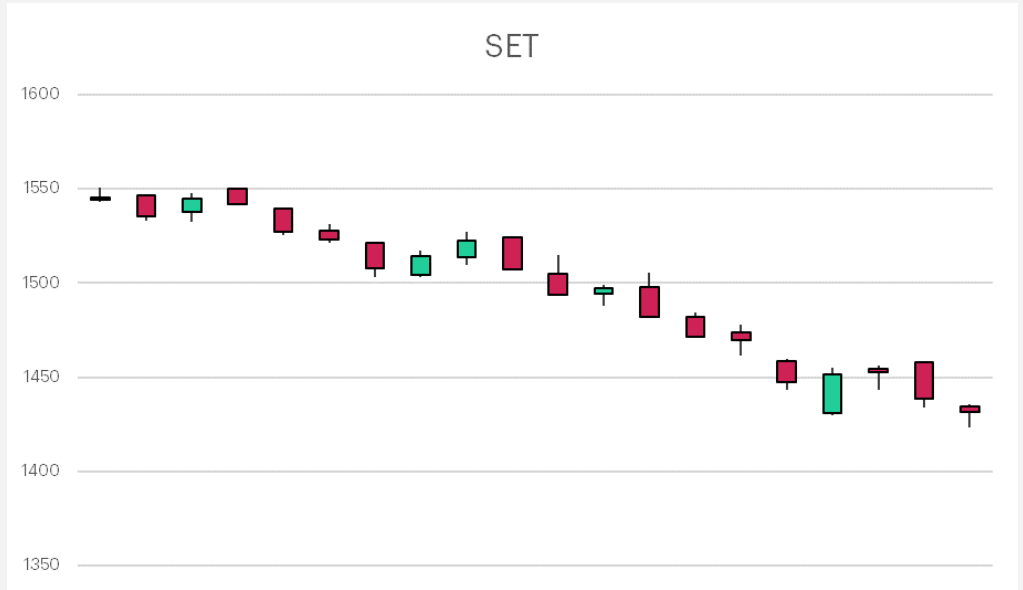
www.pi.financial



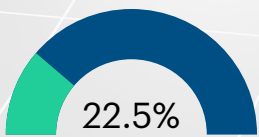
02-2057000

ฝ่ายลูกค้าสัมพันธ์ 02-2057111

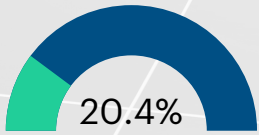
# Pi Meter Monitoring System



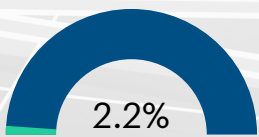
จำนวนสัดส่วน 3% : -3% [13 : 40]



จำนวนสัดส่วน Up : Down [52 : 179]



จำนวนสัดส่วน Up : Down [47 : 184]



จำนวนสัดส่วน NH : NL [1 : 44]

\* การลงทุนมีความเสี่ยง ผู้ลงทุนควรศึกษาข้อมูลให้รอบคอบก่อนตัดสินใจลงทุน

# pi Technical Daily

## 10 October 2023

Class B		Pi Volatility Day							SMA20 Value			H-Ashi	EMA75	N-High
No.	Name	Last	Change	%	Momentum	Start/Stop	Point	Trend	('000 Baht)	Pi Score	Position			
1	TGE	1.91	- 0.02	- 1.04	UP	STOP	1.69	UP	14,997.20	71.96	0			

Class C		Pi Volatility Day							SMA20 Value			H-Ashi	EMA75	N-High
No.	Name	Last	Change	%	Momentum	Start/Stop	Point	Trend	('000 Baht)	Pi Score	Position			
2	MBK	18.30	0.60	3.39	UP	START	19.17	UP	42,332.30	63.02	21			
3	PTTEP	168.50	6.50	4.01	UP	START	171.06	UP	2,026,811.50	62.52	20			
4	ILM	24.30	0.60	2.53	UP	STOP	22.87	UP	17,560.50	62.77	12			
5	ICHI	17.40	0.60	3.57	UP	STOP	15.38	UP	147,641.45	65.56	10			
6	JAS	2.08	0.06	2.97	UP	STOP	1.91	UP	27,790.05	62.91	8			
7	TCAP	50.75	0.25	0.50	UP	START	50.93	UP	101,303.80	64.90	6			
8	TISCO	100.00	0.75	0.76	UP	START	101.23	UP	324,103.45	64.86	6			
9	ADVANC	223.00	-	-	DOWN	STOP	217.05	UP	1,122,178.00	66.58	5			
10	MEGA	45.25	0.50	1.12	DOWN	STOP	42.88	UP	131,428.05	65.67	5			
11	BBL	168.00	0.50	0.30	DOWN	START	170.36	UP	842,782.40	64.87	4			
12	ROJNA	6.75	0.05	0.75	DOWN	STOP	6.56	UP	53,112.30	62.58	3			
13	TTW	8.90	0.05	0.56	DOWN	STOP	8.68	UP	27,603.60	62.07	3			
14	XO	30.00	0.50	1.69	DOWN	START	32.75	UP	73,866.75	62.50	2			
15	PIN	3.96	- 0.02	- 0.50	DOWN	STOP	3.90	UP	17,110.75	65.90	0			
16	SYMC	9.10	-	-	UP	START	9.73	UP	13,043.05	62.69	0			
17	TITLE	3.28	-	-	DOWN	STOP	2.85	UP	13,187.25	64.75	-1			
18	BLA	27.75	-	-	DOWN	STOP	25.75	UP	123,009.30	61.95	-3			
19	HUMAN	11.00	- 0.10	- 0.90	UP	STOP	10.22	UP	11,008.70	64.05	-5			
20	WHA	5.15	- 0.05	- 0.96	DOWN	STOP	5.03	UP	289,391.85	61.50	-8			

Class D		Pi Volatility Day							SMA20 Value			H-Ashi	EMA75	N-High
No.	Name	Last	Change	%	Momentum	Start/Stop	Point	Trend	('000 Baht)	Pi Score	Position			
21	LH	7.90	0.20	2.60	UP	START	8.01	DOWN	431,240.25	53.10	70			
22	M	45.00	1.50	3.45	UP	START	46.24	DOWN	33,488.10	53.21	69			
23	SC	4.00	0.18	4.71	UP	START	4.17	DOWN	30,485.70	50.08	69			
24	TTA	6.00	0.20	3.45	UP	START	6.47	DOWN	51,085.90	50.02	53			
25	SPRC	8.55	0.30	3.64	UP	START	9.09	DOWN	313,530.10	51.53	45			
26	PSL	9.35	0.40	4.47	UP	START	10.05	DOWN	157,569.20	52.38	43			
27	TASCO	16.60	0.40	2.47	UP	START	16.77	DOWN	63,339.30	54.56	42			
28	PSH	12.70	0.30	2.42	DOWN	START	13.21	DOWN	10,175.05	56.35	40			
29	QH	2.26	0.06	2.73	UP	START	2.33	DOWN	33,219.65	59.50	37			
30	AH	33.50	1.00	3.08	UP	START	35.70	DOWN	36,556.35	54.26	36			
31	YGG	7.25	0.35	5.07	UP	STOP	6.00	DOWN	17,386.40	53.39	36			
32	ASIAN	7.65	0.20	2.68	UP	START	7.96	DOWN	16,609.10	51.22	33			
33	BTS	7.30	0.15	2.10	UP	START	7.60	DOWN	209,596.00	57.37	27			
34	SAT	18.20	0.20	1.11	UP	START	18.40	DOWN	19,711.35	54.87	24			
35	MC	13.50	0.50	3.85	UP	STOP	12.68	UP	31,351.45	59.76	23			
36	MAJOR	14.30	0.30	2.14	UP	START	14.44	DOWN	40,971.60	55.73	23			
37	BTG	23.00	0.30	1.32	UP	START	24.10	DOWN	33,439.05	51.92	22			
38	SVI	7.90	0.10	1.28	DOWN	START	8.21	DOWN	12,190.40	55.29	20			
39	THCOM	13.60	0.30	2.26	DOWN	START	14.97	DOWN	119,181.35	54.65	19			
40	CBG	75.50	1.00	1.34	DOWN	START	81.03	DOWN	335,239.55	52.35	19			
41	SCC	303.00	1.00	0.33	DOWN	START	310.04	DOWN	470,194.25	57.54	17			
42	DMT	12.40	0.20	1.64	UP	START	12.62	UP	12,909.05	59.65	16			
43	BPP	14.00	0.10	0.72	UP	START	14.49	DOWN	11,479.85	55.43	16			
44	KTC	45.00	0.25	0.56	UP	START	46.76	DOWN	136,403.85	52.41	15			
45	GLOBAL	16.30	0.10	0.62	DOWN	START	17.69	DOWN	160,417.25	50.33	15			
46	MOSHI	52.50	0.75	1.45	DOWN	START	57.49	DOWN	49,005.25	53.18	14			
47	AAI	3.90	0.06	1.56	UP	STOP	3.41	UP	88,183.60	55.84	13			

\* การลงทุนมีความเสี่ยง ผู้ลงทุนควรศึกษาข้อมูลให้รอบคอบก่อนตัดสินใจลงทุน



# pi Technical Daily

## 10 October 2023

48	BAY	31.25	0.25	0.81	UP	START	32.03	DOWN	12,284.30	57.30	12		
49	RP	1.87	0.04	2.19	DOWN	STOP	1.72	UP	16,275.70	56.67	11		
50	DOHOME	11.40	0.10	0.88	UP	STOP	10.61	UP	109,521.65	56.50	11		
51	SAPPE	85.75	0.50	0.59	DOWN	STOP	77.70	UP	102,096.30	56.14	10		
52	PR9	17.00	0.10	0.59	DOWN	START	18.09	DOWN	23,682.00	52.88	10		
53	LPF	12.40	-	-	UP	START	13.02	DOWN	12,759.85	54.39	7		
54	CHASE	2.02	0.02	1.00	DOWN	START	2.33	DOWN	15,675.40	51.12	7		
55	BTSGIF	3.46	-	-	DOWN	START	3.55	DOWN	11,110.50	58.18	6		
56	TKN	12.40	0.10	0.81	DOWN	START	13.78	UP	110,372.25	54.77	6		
57	MALEE	7.10	-	-	DOWN	START	7.78	DOWN	14,912.20	51.80	6		
58	DOD	3.96	- 0.02	- 0.50	DOWN	STOP	3.91	DOWN	10,066.90	56.12	0		
59	TTB	1.68	- 0.02	- 1.18	DOWN	START	1.76	UP	362,614.05	58.53	-5		
60	NRF	5.35	- 0.05	- 0.93	DOWN	STOP	4.71	DOWN	45,980.35	53.80	-5		
61	JASIF	6.65	- 0.05	- 0.75	DOWN	STOP	6.61	DOWN	30,260.20	55.15	-6		
62	ECL	1.59	- 0.01	- 0.63	DOWN	START	1.75	DOWN	12,794.90	52.34	-7		
63	AU	9.90	- 0.10	- 1.00	DOWN	START	10.69	DOWN	16,635.15	51.58	-7		
64	TAKUNI	1.65	- 0.02	- 1.20	UP	START	1.80	DOWN	28,006.75	50.54	-7		
65	KLINIQ	37.50	- 0.50	- 1.32	DOWN	STOP	35.12	UP	38,785.80	56.89	-8		
66	SIS	21.30	- 0.30	- 1.39	DOWN	STOP	20.72	UP	15,908.05	55.00	-9		
67	ZIGA	2.12	- 0.04	- 1.85	DOWN	START	2.57	DOWN	30,096.50	50.86	-9		
68	CENTEL	44.75	- 0.50	- 1.10	DOWN	STOP	44.09	DOWN	228,844.35	51.08	-13		
69	EPG	6.80	- 0.15	- 2.16	DOWN	STOP	6.45	DOWN	12,447.75	56.59	-15		

Class E												Pi Volatility Day			SMA20 Value			H-Ashi	EMA75	N-High
No.	Name	Last	Change	%	Momentum	Start/Stop	Point	Trend	(‘000 Baht)	Pi Score	Position									
70	EGCO	120.50	3.00	2.55	UP	START	123.68	DOWN	145,273.65	47.00	53									
71	BANPU	7.95	0.20	2.58	UP	START	8.28	DOWN	885,117.25	49.84	44									
72	OR	18.20	0.30	1.68	UP	START	19.12	DOWN	330,435.10	45.28	33									
73	GFPT	10.40	0.20	1.96	DOWN	START	11.02	DOWN	25,733.75	49.72	31									
74	BA	14.70	0.30	2.08	DOWN	START	16.34	DOWN	77,371.55	49.99	30									
75	KKP	53.50	0.25	0.47	DOWN	START	56.04	DOWN	165,722.40	47.79	28									
76	ONEE	4.06	0.16	4.10	UP	START	4.37	DOWN	35,136.40	42.91	27									
77	DIF	9.10	0.05	0.55	UP	START	9.41	DOWN	77,222.65	46.91	26									
78	KSL	2.84	0.02	0.71	UP	START	2.97	DOWN	13,848.15	48.37	21									
79	BRI	8.15	0.05	0.62	DOWN	START	8.65	DOWN	10,648.85	46.27	20									
80	SIRI	1.65	0.03	1.85	DOWN	START	1.78	DOWN	397,117.15	44.39	19									
81	GUNKUL	2.96	0.02	0.68	DOWN	START	3.24	DOWN	86,724.10	41.86	16									
82	HMPRO	12.30	-	-	DOWN	START	13.07	DOWN	366,729.15	45.56	14									
83	TVO	21.20	0.10	0.47	DOWN	START	21.99	DOWN	11,401.65	43.31	14									
84	TH	1.19	0.02	1.71	DOWN	START	1.45	DOWN	21,676.00	45.34	13									
85	BEM	8.00	-	-	DOWN	START	8.48	DOWN	245,785.10	48.72	12									
86	KAMART	11.60	-	-	DOWN	START	13.13	DOWN	46,924.20	47.24	12									
87	XPG	1.10	0.02	1.85	DOWN	START	1.33	DOWN	168,837.30	44.81	11									
88	SAMART	4.92	0.04	0.82	DOWN	START	5.58	DOWN	19,809.60	46.80	10									
89	GULF	43.00	-	-	DOWN	START	46.61	DOWN	882,468.60	45.96	10									
90	SCB	102.00	-	-	DOWN	START	107.04	DOWN	1,779,702.00	48.87	8									
91	BAFS	28.00	-	-	DOWN	START	29.43	DOWN	10,290.35	49.48	7									
92	PLT	0.98	-	-	DOWN	START	1.10	DOWN	11,667.75	47.99	7									
93	NC	5.75	-	-	DOWN	START	7.14	DOWN	12,413.90	47.07	7									
94	SFLEX	3.18	-	-	DOWN	START	3.58	DOWN	12,280.25	43.13	5									
95	AWC	3.66	- 0.02	- 0.54	DOWN	START	3.99	DOWN	255,631.45	40.67	5									
96	PROEN	4.06	-	-	UP	START	4.33	DOWN	11,133.40	48.90	4									
97	SICT	7.00	-	-	DOWN	START	7.62	DOWN	11,886.25	42.98	4									
98	TIPH	34.50	- 0.25	- 0.72	DOWN	START	37.33	DOWN	29,055.85	40.94	3									
99	JTS	28.25	-	-	DOWN	START	31.51	DOWN	10,163.20	49.17	1									

\* การลงทุนมีความเสี่ยง ผู้ลงทุนควรศึกษาข้อมูลหรือรบกวนก่อนตัดสินใจลงทุน

# pi Technical Daily

10 October 2023

100	PTTGC	33.00	- 0.25	- 0.75	DOWN	START	35.73	DOWN		406,949.90	45.46	0		
101	BYD	6.15	- 0.05	- 0.81	DOWN	START	7.16	DOWN		78,740.70	44.69	0		
102	BJC	30.50	- 0.25	- 0.81	UP	START	31.96	DOWN		91,772.45	46.99	-1		
103	SONIC	1.77	- 0.02	- 1.12	DOWN	START	2.01	DOWN		11,676.85	49.21	-6		
104	SCGP	36.25	- 0.50	- 1.36	DOWN	START	39.95	DOWN		440,648.40	48.51	-11		
105	PLANB	8.10	- 0.15	- 1.82	DOWN	START	8.96	DOWN		106,188.25	48.00	-15		
106	FSMART	8.75	- 0.20	- 2.23	DOWN	START	9.90	DOWN		25,814.10	47.77	-16		
107	CPAXT	32.00	- 0.50	- 1.54	DOWN	START	34.02	DOWN		234,675.00	48.38	-19		

Class F													Pi Volatility Day			SMA20 Value		
No.	Name	Last	Change	%	Momentum	Start/Stop	Point	Trend		('000 Baht)	Pi Score	Position	H-Ashi	EMA75	N-High			
108	CV	0.86	0.20	30.30	DOWN	START	0.92	DOWN		12,172.25	38.09	16						
109	OSP	24.30	0.20	0.83	DOWN	START	26.26	DOWN		249,150.50	39.43	9						
110	DELTA	79.00	- 1.50	- 1.86	DOWN	START	91.23	DOWN		2,084,803.50	38.67	3						
111	KEX	6.05	-	-	DOWN	START	7.02	DOWN		10,018.80	33.88	0						
112	DUSIT	8.20	-	-	DOWN	START	8.98	DOWN		12,425.90	31.96	0						
113	GPSC	41.75	- 0.25	- 0.60	DOWN	START	46.28	DOWN		468,442.55	33.87	-2						

\* การลงทุนมีความเสี่ยง ผู้ลงทุนควรศึกษาข้อมูลให้รอบคอบก่อนตัดสินใจลงทุน



Pi Securities



www.pi.financial



02-2057000

ฝ่ายลูกค้าสัมพันธ์

02-2057111