

# TFEX Daily

3 มีนาคม 2566

## S50H23

แผนเทรด.....ทยอยปิดสถานะ "ขาย"

### Gold spot

สถานะ "Long" และถือรอขายโซนต้าน

S50H23: รับ 955 ต้าน 968

GFJ23: รับ 30,000 ต้าน 31,000

มุมมองทางเทคนิค โดย คุณธนรัตน์ อิศรกุล  
นักวิเคราะห์การลงทุนปัจจัยพื้นฐานด้านหลักทรัพย์และปัจจัยทางเทคนิค

Thanarut@bualuang.co.th

Tel. (662) 618-1334

## แผนเทรด "หลุดเส้น BB & ลงมาที่ low"

## S50H23

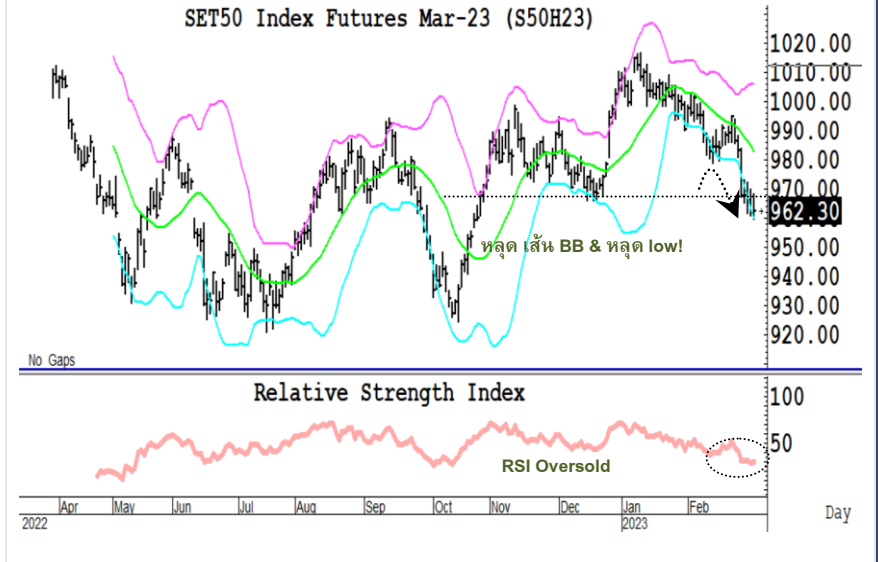
แผนเทรด... หลุด เส้น BB & หลุด low

มุมมอง: ดัชนีหลุด low หลุดเส้น BB band ขณะที่ RSI กำลังเข้าสู่เขตแดน oversold.....สถานะขาย และระวังสัญญาณรีบาวในระยะสั้น

แผนเทรด...ฝั่งซื้อและรอยังไม่รับ ในทางตรงข้ามสถานะขายและทยอยปิดสถานะ เมื่อดัชนีทดสอบ low ที่ 960 จุด หรือต่ำกว่า

แผนปิดความเสี่ยง เนื่องจากตลาด TFEX มีความผันผวนมาก หากขาดทุนมากกว่า 10% ของพอร์ต หรือหากปรับขึ้นดัชนีทะลุโซนต้าน > 970 และปิดสถานะ

SET50 Index Future



## "ถือรอแบ่งขาย...โซนต้าน"

## Gold spot

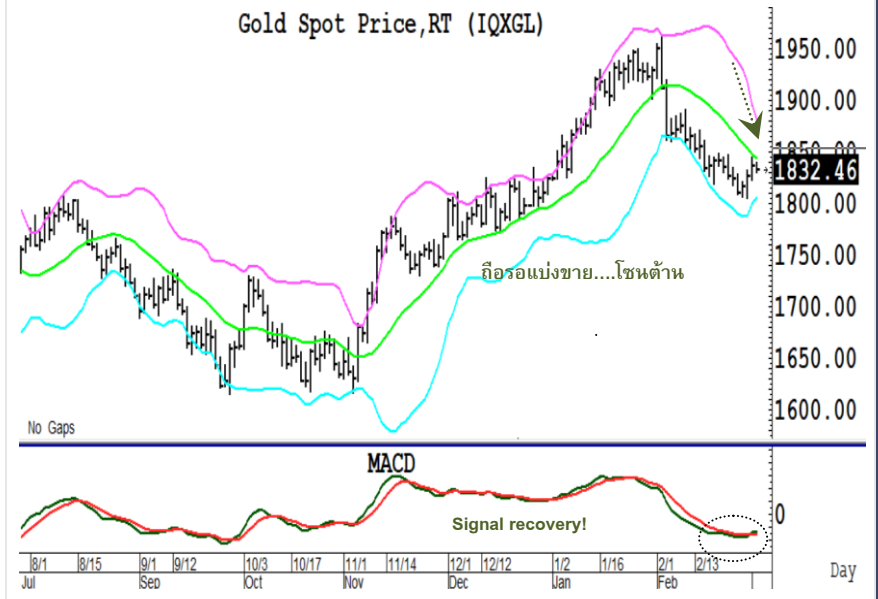
จับสัญญาณเทรด...ทองคำ

มุมมอง: Gold spot ส่งสัญญาณฟื้นตัว เด็งที่โซนรับ \$1,800 ตามคาด...และกำลังขึ้นสู่โซนต้านที่ไว้ที่ \$1,840-1,850/ออนซ์ ขณะที่ MACD cross ชี้จุดกลับตัวระยะสั้น

แผนเทรด...สถานะซื้อ และทยอยขายทำกำไรบริเวณโซน ต้าน \$1,840-1,850 และรอรับกลับบริเวณโซนรับ \$1,800/ออนซ์

Note: แผนปิดความเสี่ยง...หากผลตอบแทนติดลบมากกว่า 10% ของพอร์ตหรือหลุด low ต่ำกว่า \$1,800 และขายปิดสถานะ

Gold Spot



วิกิจ ธรรมรัตน์

นักวิเคราะห์การลงทุนปัจจัยพื้นฐานด้านตลาดทุน/ปัจจัยทางเทคนิค

Wikij.tir@bualuang.co.th Tel. (662) 618-1336

**SET50 Index Futures**

หลักทรัพย์	เปิด	สูงสุด	ต่ำสุด	ปิด	เฉลี่ย	ราคาที่ใช้ชำระ ราคา	เปลี่ยนแปลง	ปริมาณ (สัญญา)	สถานะคงค้าง (สัญญา)
SET50	966.67	973.55	962.01	965.31	966.89	N/A	-1.63	N/A	N/A
S50H23	961.70	967.90	959.6	962.90	963.80	962.30	0.9	249,103	545,405
S50J23	961.9	966.00	959.5	961.60	962.80	961.60	0.6	49	260
S50K23	961.4	966.00	959.3	961.90	962.40	961.90	2.1	35	101
S50M23	961.4	966.50	958.6	961.80	962.30	961.30	0.7	31,558	87,719
S50U23	960.2	964.20	957.5	959.80	960.80	959.60	0.3	4,216	28,398
S50Z23	959.9	964.20	957.6	960.00	960.90	959.60	0.1	3,613	15,883
<b>Total</b>								<b>288,574</b>	<b>677,766</b>

Source : SET Smart

**Trading by Investor Type - SET50 Index Futures**
**5 วันย้อนหลัง**

วันที่	นักลงทุนต่างประเทศ ปริมาณ			นักลงทุนสถาบัน ปริมาณ			นักลงทุนภายในประเทศ ปริมาณ			รวม	
	ซื้อ	ขาย	สุทธิ	ซื้อ	ขาย	สุทธิ	ซื้อ	ขาย	สุทธิ	ปริมาณ	สถานะคงค้าง
02/03/2023	133,257	130,137	3,120	37,240	36,364	876	118,077	122,073	-3,996	288,574	677,766
01/03/2023	82,607	102,910	-20,303	27,802	25,482	2,320	104,047	86,064	17,983	214,456	661,017
28/02/2023	91,453	98,140	-6,687	36,435	33,247	3,188	97,793	94,294	3,499	225,681	664,829
27/02/2023	89,204	84,299	4,905	26,798	27,424	-626	91,550	95,829	-4,279	207,552	661,238
24/02/2023	91,358	123,996	-32,638	46,378	38,625	7,753	162,865	137,980	24,885	300,601	663,508

**4 เดือนย้อนหลัง**

วันที่	นักลงทุนต่างประเทศ ปริมาณ			นักลงทุนสถาบัน ปริมาณ			นักลงทุนภายในประเทศ ปริมาณ			รวม	
	ซื้อ	ขาย	สุทธิ	ซื้อ	ขาย	สุทธิ	ซื้อ	ขาย	สุทธิ	ปริมาณ	สถานะคงค้าง
มี.ค. 2023	215,864	233,047	-17,183	65,042	61,846	3,196	222,124	208,137	13,987	503,030	677,766
ก.พ. 2023	1,468,424	1,592,263	-123,839	668,550	650,734	17,816	2,019,686	1,913,663	106,023	4,156,660	664,829
ม.ค. 2023	1,346,543	1,446,322	-99,779	678,348	675,116	3,232	1,994,379	1,897,832	96,547	4,019,270	673,734
ธ.ค. 2022	2,179,936	2,239,881	-59,945	738,467	749,419	-10,952	1,946,510	1,875,613	70,897	4,864,913	563,223

**4 ไตรมาสย้อนหลัง**

วันที่	นักลงทุนต่างประเทศ ปริมาณ			นักลงทุนสถาบัน ปริมาณ			นักลงทุนภายในประเทศ ปริมาณ			รวม	
	ซื้อ	ขาย	สุทธิ	ซื้อ	ขาย	สุทธิ	ซื้อ	ขาย	สุทธิ	ปริมาณ	สถานะคงค้าง
Q1/ 2023	3,030,831	3,271,632	-240,801	1,411,940	1,387,696	24,244	4,236,189	4,019,632	216,557	8,678,960	677,766
Q4/ 2022	5,773,579	5,666,820	106,759	2,433,982	2,462,801	-28,819	5,991,792	6,069,732	-77,940	14,199,353	563,223
Q3/ 2022	6,188,060	6,186,241	1,819	2,707,073	2,714,363	-7,290	6,950,031	6,944,560	5,471	15,845,164	495,136
Q2/ 2022	4,663,806	4,722,909	-59,103	2,045,996	2,038,871	7,125	5,380,581	5,328,603	51,978	12,090,383	414,186

Source : SET Smart

**Metal Futures**

หลักทรัพย์	เปิด	สูงสุด	ต่ำสุด	ปิด	เฉลี่ย	ราคาที่ใช้ชำระ ราคา	เปลี่ยนแปลง	ปริมาณ (สัญญา)	สถานะคงค้าง (สัญญา)
GOH23	1,845	1,853	1,838	1,841	1,846	1,840.50	-0.3	24840	17,195
SVFH23	21	21	21	21	21	20.87	-0.37	94	1,370
GF10J23	30,380	30,500	30,350	30,410	30,427	30,410.00	-10	3953	9,069
GFJ23	30,400	30,490	30,350	30,400	30,426	30,400.00	-40	67	200
GF10M23	30,460	30,590	30,420	30,500	30,512	30,500.00	10	1844	10,505
GFM23	30,490.00	30,580.00	30,490.00	30,490.00	30,518.00	30,490.00	-	50	186
GOM23	1,872	1,881	1,866	1,869	1,874	1,868.60	0.5	6524	10,244
SVFM23	21	22	21	21	21	21.26	-0.26	32	620
GF10Q23	30,510	30,630	30,470	30,540	30,570	30,540.00	-10	1848	742
GFQ23	30,580.00	30,620.00	30,580.00	30,620.00	30,610.00	30,580.00	-40	6	20

Source : SET Smart

**Single Stock Futures**

blssk	เปิด	สูงสุด	ต่ำสุด	ปิด	เฉลี่ย	ราคาที่ใช้ชำระ ราคา	เปลี่ยนแปลง	ปริมาณ (สัญญา)	สถานะคงค้าง (สัญญา)
AAVH23	2.77	2.83	2.77	2.82	2.81	2.81	0.03	1,627	41,453
ADVANCH23	202.4	202.40	200.1	201.00	200.62	201.00	-1.5	359	2,678
AEONTS23	197.2	198.89	197	198.89	197.69	198.80	-1.19	12	202
AMATAH23	20.4	20.48	20.23	20.23	20.38	20.23	-0.1	807	3,914
AOTH23	72.42	72.42	71.5	71.75	71.96	71.75	-1	421	4,298
APH23	12.3	12.30	12	12.00	12.06	12.01	-0.29	579	631
AWCH23	5.87	5.87	5.87	5.87	5.87	5.87	0.03	48	5,408
BAH23	12.63	12.86	12.63	12.86	12.67	12.86	-0.24	24	2,103
BAMH23	14.99	15.05	14.21	14.30	14.48	14.29	-0.56	5,617	14,831
BANPUH23	10.84	11.05	10.81	10.94	10.97	10.94	0.11	10,877	29,987
BAYH23	29.34	29.34	29.34	29.34	29.34	29.34	-0.13	4	237
BBLH23	161.99	162.55	157.56	158.69	159.97	158.40	-4.11	393	981
BCHH23	19.9	19.90	19.4	19.40	19.66	19.40	-0.3	107	2,855
BCPGH23	9.34	9.61	9.3	9.61	9.34	9.61	0.29	316	39,327
BCPH23	32.33	32.58	32.25	32.25	32.29	32.30	0.32	364	2,094
BDMH23	27.2	27.57	27.2	27.20	27.38	27.20	0.17	146	3,365
BEAUTYH23	1.3	1.32	1.27	1.30	1.29	1.30	-0.02	48	38,335
BECH23	9.49	9.60	9.49	9.60	9.50	9.58	-0.23	617	1,078
BEMH23	9.18	9.18	9.03	9.04	9.11	9.05	-0.2	1,456	12,338
BGRIMH23	37.51	37.51	35.75	35.75	36.88	35.75	-2.11	339	1,767
BHH23	208.5	208.50	206.65	206.65	207.36	207.00	-3	164	942
BJCH23	37.52	37.92	37.52	37.53	37.53	37.53	-0.5	641	5,320
BLAH23	31.82	32.00	31.63	31.63	31.70	31.63	-0.16	314	1,339
BLANDH23	1.02	1.02	1.01	1.02	1.02	1.02	-	6,151	43,560
BPPH23	-	-	-	-	-	15.27	-0.1	-	970
BTSH23	7.87	8.13	7.85	8.13	7.89	7.98	-0.17	172	22,829
CBGH23	99.6	99.81	97.2	97.25	98.47	97.25	-2.26	1,212	2,966
CENTELH23	55.75	55.75	54	54.97	54.74	54.97	-0.83	23	1,570
CHGH23	3.75	3.75	3.75	3.75	3.75	3.75	-0.01	507	4,488
CKH23	20.76	20.76	20.76	20.76	20.76	20.76	-0.4	101	979
CKPH23	4.05	4.11	4.01	4.08	4.09	4.02	-0.18	1,041	25,870
COM7H23	30.24	30.24	29.52	29.52	29.75	29.52	-	405	7,550
CPALLH23	61.69	62.65	61.2	62.01	61.90	62.01	0.01	278	2,799
CPFH23	22.03	22.20	22	22.20	22.05	22.17	-0.02	427	19,081
CPNH23	68.45	68.99	66.87	66.87	67.43	66.87	-0.14	173	426
CRCH23	45.1	45.15	45	45.00	45.06	45.00	-	315	886
DELTAH23	968.1	1,005.00	967	995.79	989.17	995.79	16.96	400	1,389
DTACH23X	-	-	-	-	-	8.64	-	-	10,696
EAH23	76.4	76.60	74.15	75.00	75.37	74.99	-1.71	1,009	7,419
EASTWH23	-	-	-	-	-	5.14	0.05	-	3
EGCOH23	158	160.50	158	158.97	159.27	159.11	-0.29	20	903
EPGH23	8.19	8.19	8.19	8.19	8.19	8.19	0.05	1	2,587
ERWH23	5.05	5.05	5.05	5.05	5.05	5.05	-0.1	1,006	5,566
ESSOH23	9.16	9.21	9.1	9.10	9.17	9.10	-0.04	1,091	29,552
GFP23	12.35	12.35	12.35	12.35	12.35	12.35	0.28	1	8,953
GLOBALH23X	18.9	18.90	18.6	18.60	18.81	18.60	0.39	319	793
GPSCH23	66.16	66.72	64.66	65.10	65.51	65.10	-1.34	193	4,238
GULFH23	51.5	51.73	50.25	50.80	51.06	50.80	-0.69	2,363	12,435
GUNKULH23	4.14	4.14	3.96	3.97	4.02	3.97	-0.17	13,025	49,208
HANAH23	58	58.80	56.5	56.50	57.82	56.50	-2.31	174	1,323
HMPROH23	13.79	14.05	13.73	13.93	13.90	13.93	0.13	129	786
ICHIH23	-	-	-	-	-	12.37	-0.35	500	12,441
INTUCHH23X	70.17	70.17	69.36	69.36	69.82	69.36	-1.14	114	380
IRPCH23	2.92	2.96	2.9	2.90	2.94	2.90	-0.04	95	14,568
ITDH23	1.8	1.80	1.65	1.69	1.71	1.69	-0.16	2,611	42,541
IVLH23	36.9	37.50	36.9	37.50	37.23	37.50	0.65	153	8,560
JASH23	2.09	2.09	2.04	2.08	2.07	2.08	0.02	8,117	165,999

blssk	เปิด	สูงสุด	ต่ำสุด	ปิด	เฉลี่ย	ราคาที่ใช้ชำระ ราคา	เปลี่ยนแปลง	ปริมาณ (สัญญา)	สถานะคงค้าง (สัญญา)
JMTH23	45.99	46.82	44.36	45.70	45.47	45.70	-1.31	177	2,954
KBANKH23	137.5	138.63	137	137.25	137.75	137.25	-0.59	268	6,215
KCEH23	46.75	48.00	46.3	46.46	47.05	46.46	-0.84	401	5,412
KEXH23	15.47	15.67	15.36	15.36	15.50	15.36	0.01	9	3,618
KKPH23	65.74	66.00	65.74	66.00	65.86	66.00	-0.3	67	2,736
KTBH23	17.31	17.38	17.11	17.11	17.22	17.12	-0.19	195	10,738
KTCH23	58.25	58.26	56.85	57.02	57.15	57.02	-1	152	29,349
LHH23	9.71	9.80	9.71	9.75	9.76	9.75	-0.05	56	655
LPNH23	4.18	4.22	4.18	4.22	4.20	4.22	-	129	1,018
MAJORH23	17.18	17.38	17.18	17.38	17.28	17.38	-0.44	2	8,399
MBKH23	-	-	-	-	-	16.32	0.1	-	2,727
MEGAH23	-	-	-	-	-	45.69	-0.17	-	107
MH23	-	-	-	-	-	54.72	0.25	20	647
MINTH23	33.38	33.50	33.17	33.43	33.22	33.43	-0.07	379	3,651
MTCH23	34.51	34.51	33.25	33.50	33.60	33.50	-1.18	340	3,735
ORH23	21.8	21.80	21.61	21.80	21.75	21.80	-0.27	33	6,736
ORIH23	11.49	11.85	11.49	11.52	11.56	11.52	-0.18	36	2,657
OSPH23	-	-	-	-	-	31.72	0.25	300	2,495
PLANBH23	9	9.00	8.81	8.81	8.95	8.81	-0.34	6,748	6,126
PRMH23	7.52	7.55	7.5	7.50	7.52	7.50	0.07	504	13,762
PSHH23	12.95	12.95	12.95	12.95	12.95	12.95	-0.08	4	758
PSLH23	15.49	15.50	15.42	15.42	15.48	15.42	0.02	42	1,291
PTGH23	13.62	13.73	13.62	13.73	13.71	13.73	-0.16	376	6,926
PTTEPH23	152.25	155.01	152	154.50	154.12	154.50	1	678	2,485
PTTGCH23	47.25	48.72	47.25	48.29	48.33	48.29	1.24	265	4,094
PTTH23	31.7	31.70	31.45	31.65	31.58	31.60	0.15	391	36,596
QHH23	2.47	2.47	2.47	2.47	2.47	2.47	0.07	2	707
RATCHH23X	38.45	38.52	37	37.00	38.26	39.43	0.93	37	1,936
RSH23	15.15	15.15	15.15	15.15	15.15	15.15	0.04	2	14,715
SAMARTH23	5.21	5.21	5.21	5.21	5.21	5.21	-0.05	1	4,614
SAWADH23	55.76	55.80	51.25	52.24	52.25	52.24	-2.76	959	4,058
SCBBH23	-	-	-	-	-	103.13	-0.48	-	85
SCBH23	104	104.00	103.5	103.50	103.60	103.50	-0.49	100	8,143
SCCH23	324.5	331.50	324.5	331.20	328.93	331.05	10.45	460	936
SCGPH23	52.59	53.65	52.59	53.07	53.35	53.07	1.62	1,315	6,722
SGPH23	9.8	9.80	9.8	9.80	9.80	9.70	-0.2	7	166
SH23	-	-	-	-	-	1.93	-0.02	-	17,368
SIRIH23	1.82	1.83	1.78	1.81	1.79	1.81	-0.02	24,118	101,277
SPALIH23	22.5	22.50	22.5	22.50	22.50	22.50	-0.19	10	1,445
SPCGH23	-	-	-	-	-	14.35	-	-	33
SPRCH23	11.11	11.11	10.95	10.95	10.98	10.95	0.12	5	3,106
STAH23	24.5	24.94	24.5	24.70	24.75	24.70	0.04	115	1,211
STECH23	13.2	13.38	13.12	13.38	13.28	13.30	-0.06	335	4,104
STGTH23	11	11.30	10.92	10.92	11.10	10.92	-0.19	36	4,827
STPIH23	4.6	4.63	4.6	4.63	4.61	4.63	0.08	164	30,691
SUPERH23	0.56	0.56	0.54	0.56	0.55	0.56	-	6	35,260
TASCOH23	18.32	18.32	18.1	18.20	18.25	18.20	-0.4	108	1,283
TCAPH23	-	-	-	-	-	42.57	0.01	200	419
THAIH23	-	-	-	-	-	3.33	-	-	-
THANIH23	3.82	3.82	3.82	3.82	3.82	3.77	-0.07	501	5,775
THCOMH23	15.2	15.20	13.9	13.90	14.81	13.90	-1.88	2,148	4,931
THGH23	-	-	-	-	-	69.27	1.28	-	34
TISCOH23	101.55	101.55	101.04	101.55	101.40	101.55	-0.1	7	278
TKNH23	10	10.49	10	10.49	10.24	10.05	-0.33	1,002	17,009
TOAH23	-	-	-	-	-	31.50	0.49	-	1,661
TOPH23	52.5	53.01	52.5	52.76	52.81	52.76	1.14	58	771
TPIPLH23	-	-	-	-	-	1.68	-0.04	-	27,766
TPIPPH23	3.41	3.43	3.41	3.42	3.42	3.42	0.01	24	2,371
TQMH23	36.01	36.98	36.01	36.98	36.46	36.98	-0.41	344	10,639

blssk	เปิด	สูงสุด	ต่ำสุด	ปิด	เฉลี่ย	ราคาที่ใช้ชำระ ราคา	เปลี่ยนแปลง	ปริมาณ (สัญญา)	สถานะคงค้าง (สัญญา)
TRUEEH23X	-	-	-	-	-	8.61	-	-	63,163
TRUEH23	-	-	-	-	-	8.52	-	-	-
TTAH23	7.9	7.90	7.82	7.82	7.86	7.82	-0.08	507	2,016
TTBH23	1.38	1.39	1.36	1.36	1.37	1.36	-0.03	1,616	32,682
TTCLH23	4.46	4.46	4.46	4.46	4.46	4.46	-0.06	1	2,524
TTWH23	8.92	9.20	8.92	9.20	9.09	9.17	-0.1	3	595
TUH23	15.39	15.64	15.39	15.64	15.52	15.64	0.14	9,456	18,486
TVOH23X	-	-	-	-	-	27.39	-0.49	-	147
UNIQH23	4.32	4.32	4.3	4.30	4.32	4.30	-0.05	50	8,097
VGIH23	4.11	4.14	4.03	4.07	4.07	4.07	-0.15	3,592	3,540
VNGH23	4.73	4.73	4.73	4.73	4.73	4.80	0.03	10	7,089
<b>Total</b>								<b>134,574</b>	<b>1,381,761</b>

Source : SET Smart

BUALUANG SECURITIES PUBLIC COMPANY LIMITED (BLS) is a subsidiary of BANGKOK BANK PUBLIC COMPANY LIMITED (BBL). This document is produced based upon sources believed to be reliable but their accuracy, completeness or correctness is not guaranteed. The statements or expressions of opinion herein were arrived at after due and careful consideration to use as information for investment. Expressions of opinion contained herein are subject to change without notice. This document is not, and should not be construed as, an offer or the solicitation of an offer to buy or sell any securities. The use of any information shall be at the sole discretion and risk of the user.

BUALUANG SECURITIES PUBLIC COMPANY LIMITED MAY BE IN RELATIONSHIP WITH THE SECURITIES IN THIS REPORT. "Opinions, projections and other information contained in this report are based upon sources believed to be accurate including the draft prospectus, but no responsibility is accepted for any loss occasioned by reliance placed upon the contents hereof. Bualuang Securities Public Company Limited may from time to time perform investment, advisory or other services for companies mentioned in this report, as well as dealing (as principal or otherwise) in, or otherwise being interested in, any securities mentioned herein, This report does not constitute a solicitation to buy or sell any securities". Investors should carefully read details in the prospectus before making investment decision.






BUALUANG SECURITIES PUBLIC COMPANY LIMITED MAY ACT AS MARKET MAKER AND ISSUER OF DWs, AND ISSUER OF STRUCTURED NOTES ON THESE SECURITIES. The company may prepare the research reports on those underlying securities. Investors should carefully read the details of the derivative warrants and structured notes in the prospectus before making investment decisions.

ADVANC	AMATA	AOT	BDMS	BH	CBG	CENTEL	CPALL	GLOBAL	GPSC	IRPC	KBANK	KCE	KTC	MINT
PTG	PTT	PTTEP	PTTGC	SCB	SPRC	TOP	WHA	ESSO	STA	BGRIM	GULF	MTC	AWC	CRC
CPF	CPN	HANA	HMPRO	IVL	OSP	SAWAD	BANPU	BCH	BTS	CK	SCC	STEC	TISCO	TU
INTUCH	RATCH	VGI	SCGP	TQM	COM7	DOHOME	JMT	CHG	TMB	BAM	BCP	AP	KTB	KKP
OR	BEM	GUNKUL	EA	SPALI	RBF	STGT	MEGA	JMART	BEC	SYNEX	BLA	KEX	RCL	SINGER
STARK	TIDLOR	FORTH	TIPH	AAV	DELTA	BCPG	SABUY	THG	CKP					

BUALUANG SECURITIES PUBLIC COMPANY LIMITED IS OR MAY BE AN UNDERWRITER/CO-UNDERWRITER/JOINT LEAD IN RESPECT OF THE INITIAL PUBLIC OFFERING (IPO) OF SECURITIES.

Financial Advisor	Lead underwriter/ Underwriter/ Co-underwriter
	MEB

**CG Rating**

Score Range	Score Range	Description
90 – 100		Excellent
80 – 89		Very Good
70 – 79		Good
60 – 69		Satisfactory
50 – 00359		Pass
Less than 50	No logo given	-

**Thailand's Private Sector Collective Action Coalition Against Corruption programme (Thai CAC) under Thai Institute of Directors**

- companies that have **declared** their intention to join CAC, and
- companies **certified** by CAC.

This research report was prepared by Bualuang Securities Public Company Limited and refers to research prepared by Morgan Stanley. Morgan Stanley does not warrant or guarantee the accuracy or completeness of its research reports. Morgan Stanley reserves copyright and other proprietary rights in the material reproduced in this report. Morgan Stanley is under no obligation to inform Bualuang Securities or you if the views or information referred to or reproduced in this research report change.

#### Corporate Governance Report disclaimer

The disclosure of the survey result of the Thai Institute of Directors Association (IOD) regarding corporate governance is made pursuant to the policy of the Office of the Securities and Exchange Commission. The IOD survey is based on the information of a company listed on the Stock Exchange of Thailand and the Market for Alternative Investment disclosed to the public and able to be accessed by a general public investor. The result, therefore, is from the perspective of a third party. It is not an evaluation of operation and is not based on inside information.

The survey result is as of the date appearing in the Corporate Governance Report of Thai Listed Companies. As a result, the survey result may be changed after that date. Bualuang Securities Public Company Limited neither confirms nor certifies the accuracy of such survey results.

“Disclaimer: The disclosure of the Anti-Corruption Progress Indicators of a listed company on the Stock Exchange of Thailand, which is assessed by the relevant institution as disclosed by the Office of the Securities and Exchange Commission, is made in order to comply with the policy and sustainable development plan for the listed companies. The relevant institution made this assessment based on the information received from the listed company, as stipulated in the form for the assessment of Anti-corruption which refers to the Annual Registration Statement (Form 56-1), Annual Report (Form 56-2), or other relevant documents or reports of such listed company. The assessment result is therefore made from the perspective of a third party. It is not an assessment of operation and is not based on any inside information. Since this assessment is only the assessment result as of the date appearing in the assessment result, it may be changed after that date or when there is any change to the relevant information. Nevertheless, Bualuang Securities Public Company Limited neither confirms, verifies, nor certifies the accuracy and completeness of the assessment result.”

### BUALUANG RESEARCH – RECOMMENDATION FRAMEWORK

#### STOCK RECOMMENDATIONS

**BUY:** Expected positive total returns of 15% or more over the next 12 months.

**HOLD:** Expected total returns of between -15% and +15% over the next 12 months.

**SELL:** Expected negative total returns of 15% or more over the next 12 months.

**TRADING BUY:** Expected positive total returns of 15% or more over the next 3 months.

#### SECTOR RECOMMENDATIONS

**OVERWEIGHT:** The industry, as defined by the analyst's coverage universe, is expected to outperform the relevant primary market index over the next 12 months.

**NEUTRAL:** The industry, as defined by the analyst's coverage universe, is expected to perform in line with the relevant primary market index over the next 12 months.

**UNDERWEIGHT:** The industry, as defined by the analyst's coverage universe, is expected to underperform the relevant primary market index over the next 12 months.

## IMPORTANT DISCLOSURES FOR U.S. PERSONS

This research report was prepared by Bualuang Securities Public Company Limited (“BLS”). BLS is not a registered broker-dealer in the United States and, therefore, is not subject to U.S. rules regarding the preparation of research reports and the independence of research analysts. This research report is provided for distribution to “major U.S. institutional investors” in reliance on the exemption from registration provided by Rule 15a-6 of the U.S. Securities Exchange Act of 1934, as amended (the “Exchange Act”).

Under no circumstances should any recipient of this research report effect any transaction to buy or sell securities or related financial instruments through BLS. Rosenblatt Securities Inc. accepts responsibility for the contents of this research report, subject to the terms set out below, to the extent that it is delivered to a U.S. person other than a major U.S. institutional investor.

The analyst whose name appears in this research report is not registered or qualified as a research analyst with the Financial Industry Regulatory Authority (“FINRA”) and may not be an associated person of Rosenblatt Securities Inc. and, therefore, may not be subject to applicable restrictions under FINRA Rules on communications with a subject company, public appearances and trading securities held by a research analyst account.

## Additional Disclosures

This research report is for distribution only under such circumstances as may be permitted by applicable law. This research report has no regard to the specific investment objectives, financial situation or particular needs of any specific recipient, even if sent only to a single recipient. This research report is not guaranteed to be a complete statement or summary of any securities, markets, reports or developments referred to in this research report. Neither BLS nor any of its directors, officers, employees or agents shall have any liability, however arising, for any error, inaccuracy or incompleteness of fact or opinion in this research report or lack of care in this research report’s preparation or publication, or any losses or damages which may arise from the use of this research report.

BLS may rely on information barriers, such as “Chinese Walls” to control the flow of information within the areas, units, divisions, groups, or affiliates of BLS.

Investing in any non-U.S. securities or related financial instruments (including ADRs) discussed in this research report may present certain risks. The securities of non-U.S. issuers may not be registered with, or be subject to the regulations of, the U.S. Securities and Exchange Commission. Information on such non-U.S. securities or related financial instruments may be limited. Foreign companies may not be subject to audit and reporting standards and regulatory requirements comparable to those in effect within the United States.

The value of any investment or income from any securities or related financial instruments discussed in this research report denominated in a currency other than U.S. dollars is subject to exchange rate fluctuations that may have a positive or adverse effect on the value of or income from such securities or related financial instruments.

Past performance is not necessarily a guide to future performance and no representation or warranty, express or implied, is made by BLS with respect to future performance. Income from investments may fluctuate. The price or value of the investments to which this research report relates, either directly or indirectly, may fall or rise against the interest of investors. Any recommendation or opinion contained in this research report may become outdated as a consequence of changes in the environment in which the issuer of the securities under analysis operates, in addition to changes in the estimates and forecasts, assumptions and valuation methodology used herein.

No part of the content of this research report may be copied, forwarded or duplicated in any form or by any means without the prior consent of BLS and BLS accepts no liability whatsoever for the actions of third parties in this respect.