

Analyst : Dethana Fangsaard

Registration No. 039656

Email : dethana.fa@pi.financial

พื้นที่ส่งมอบ พีหรั่งฝากของ

SET แม้นักลงทุนในประเทศรวมพลังรับแรงกดดัน แต่ยังไม่สามารถต้านทานแรงขายจากนักลงทุนต่างประเทศได้ดีมากนัก (แรงขายมาจากหุ้นใหญ่ กดดันตลาด) คงเลือกเทรดเฉพาะตัวเฉพาะกลุ่ม กลับมาให้ความสนใจในกลุ่มหุ้นที่นักลงทุนสถาบันให้ความสนใจ และจนกว่าแนวโน้มขาขึ้นจะกลับมาชัดเจน โปรดเทรดด้วยความระมัดระวัง



SET

ตลาดหลักทรัพย์แห่งประเทศไทย

Resistance 1,690 / 1,695

Support 1,680 / 1,675



SAK, SET - FIN

บริษัท ศักดิ์สยามลิซซิ่ง จำกัด (มหาชน)

Resistance 7.10 / 7.20

Support 6.90 / 6.80

Base Stop 6.05



STGT, SET100 - PERSON

บริษัท ศรีตรังโกลฟส์ (ประเทศไทย) จำกัด (มหาชน)

Resistance 11.60 / 11.80

Support 11.20 / 11.00

Base Stop 10.20

* การลงทุนมีความเสี่ยง ผู้ลงทุนควรศึกษาข้อมูลให้รอบคอบก่อนตัดสินใจลงทุน

Pi Technical Daily

03 February 2023



No.	Name	Last	Change	%	Momentum	Pi Volatility Day			SMA20 Value		
						Start/Stop	Point	Trend	(‘000 Baht)	Pi Score	Position
1	PROF	346.36	8.32	2.46	UP	STOP	318.91	UP	114,209.25	70.37	0
2	ETRON	11,519.33	244.01	2.16	UP	STOP	10,399.55	UP	5,320,300.75	61.53	0
3	SSET	1,118.49	1.59	0.14	UP	STOP	1,095.78	UP	3,591,229.65	60.74	0
4	CONS	73.72	0.47	0.64	UP	STOP	70.82	UP	884,287.70	58.64	1
5	TOURISM	679.03	6.29	0.93	UP	STOP	649.44	UP	371,906.50	58.02	1
6	AGRI	248.36	1.48	0.60	UP	STOP	240.71	UP	452,330.10	56.66	2
7	FASHION	732.07	5.66	0.78	UP	STOP	713.27	UP	332,156.05	56.59	2
8	MEDIA	49.62	- 0.24	- 0.48	UP	STOP	47.62	UP	1,070,428.90	56.44	-4
9	PFNREIT	162.88	0.38	0.23	UP	STOP	160.98	UP	200,671.30	56.39	-2
10	PERSON	119.57	3.36	2.89	UP	STOP	110.46	UP	161,347.95	54.51	5
11	HOME	26.48	0.39	1.49	UP	STOP	25.38	UP	57,180.80	53.53	6
12	AUTO	551.90	- 2.62	- 0.47	UP	STOP	535.46	UP	216,326.60	53.43	-2
13	PROP	271.32	0.05	0.02	UP	STOP	263.98	UP	3,050,885.35	52.18	-1
14	STEEL	38.73	0.23	0.60	UP	STOP	37.46	UP	52,382.75	51.49	2
15	COMM	38,783.56	- 276.39	- 0.71	UP	START	40,248.83	UP	6,080,068.45	50.48	-4
16	HEALTH	7,441.15	- 29.97	- 0.40	UP	START	7,555.43	UP	2,450,271.55	50.28	-3
17	MAI	610.15	1.72	0.28	UP	STOP	588.41	UP	4,173,626.05	49.94	1
18	FIN	4,711.12	68.04	1.47	UP	START	4,736.41	UP	4,766,544.70	49.61	6
19	PETRO	1,021.52	- 7.34	- 0.71	UP	STOP	990.11	UP	1,846,816.00	49.14	-5
20	BANK	393.06	- 0.33	- 0.08	DOWN	START	404.21	UP	8,719,901.80	47.80	2
21	IMM	38.02	- 0.25	- 0.65	UP	STOP	35.04	DOWN	328,911.45	47.65	-1
22	TRANS	376.35	- 1.65	- 0.44	DOWN	STOP	368.77	UP	3,864,028.40	47.43	-3
23	ICT	168.82	- 0.51	- 0.30	UP	STOP	164.79	UP	3,587,397.00	47.42	-2
24	CONMAT	9,236.07	- 88.67	- 0.95	UP	START	9,440.13	DOWN	1,164,084.90	44.79	-1
25	FOOD	12,767.00	- 29.79	- 0.23	UP	STOP	12,487.17	UP	3,837,986.45	44.28	0
26	PKG	5,280.03	- 13.89	- 0.26	UP	START	5,481.88	DOWN	816,760.15	40.76	0
27	INSUR	12,394.25	38.42	0.31	DOWN	START	12,793.43	DOWN	724,156.20	38.91	2
28	SET100	2,257.04	- 4.70	- 0.21	UP	STOP	2,221.54	UP	51,015,505.10	37.78	0
29	PAPER	4,360.35	28.13	0.65	DOWN	START	4,577.14	DOWN	5,833.40	37.13	2
30	ENERG	24,408.04	- 226.63	- 0.92	DOWN	STOP	24,336.60	DOWN	11,053,612.15	36.39	-3
31	SET50	999.11	- 3.28	- 0.33	UP	STOP	988.12	UP	39,189,324.55	36.24	-1

Bull Gauge

23

Most 5 Aggressive Bulls

1. HOME
2. FIN - SAK HENG CHAYO AMANAH SGC NCAP SAWAD
3. PERSON - STGT
4. AGRI - STA
5. FASHION

Bear Gauge

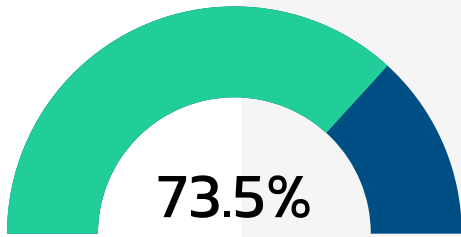
08

Most 5 Aggressive Bears

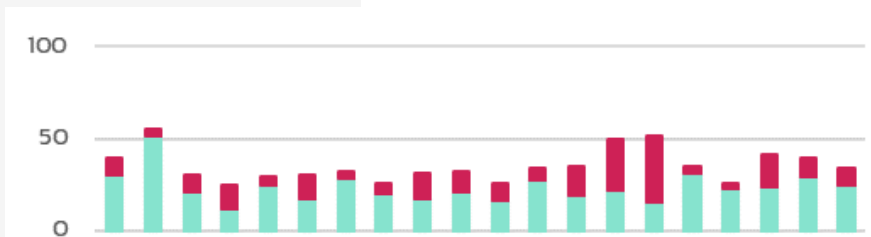
1. PETRO
2. COMM - MC
3. MEDIA
4. ENERG
5. TRANS

* การลงทุนมีความเสี่ยง ผู้ลงทุนควรศึกษาข้อมูลให้รอบคอบก่อนตัดสินใจลงทุน

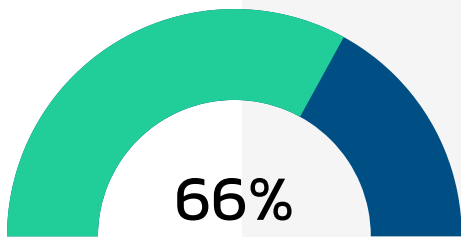
Pi Meter Monitoring System



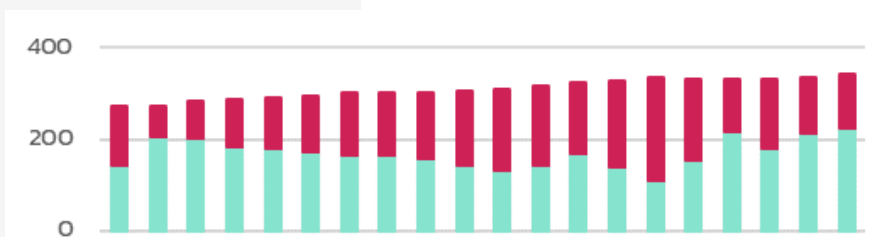
73.5%
3% Meter



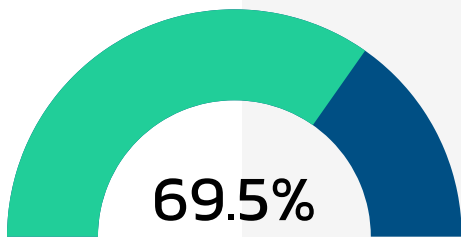
จำนวนสัดส่วน 3% : -3%, 25 : 9



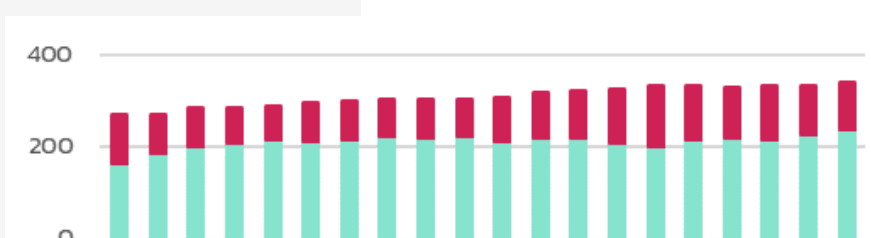
66%
Heikin-Ashi
Meter



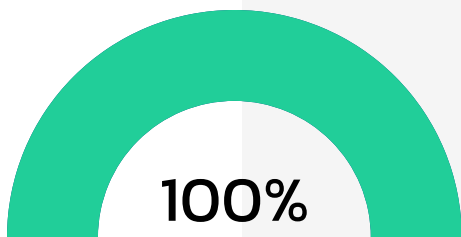
จำนวนสัดส่วน Up : Down, 225 : 116



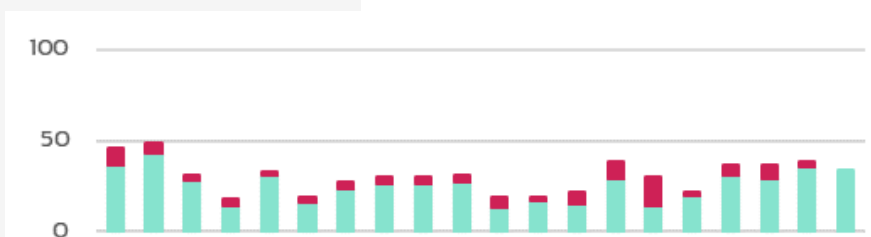
69.5%
EMA75 Meter



จำนวนสัดส่วน Up : Down, 237 : 104



100%
New High / New Low
Meter



จำนวนสัดส่วน NH : NL, 34 : 0

* การลงทุนมีความเสี่ยง ผู้ลงทุนควรศึกษาข้อมูลให้รอบคอบก่อนตัดสินใจลงทุน

Pi Technical Daily

03 February 2023



Class A													Pi Volatility Day			SMA20 Value		
No.	Name	Last	Change	%	Momentum	Start/Stop	Point	Trend		('000 Baht)	Pi Score	Position	H-Ashi	EMA75	N-High			
1	SKY	21.80	0.70	3.32	UP	STOP	19.24	UP		147,542.40	85.35	0						

Class B													Pi Volatility Day			SMA20 Value		
No.	Name	Last	Change	%	Momentum	Start/Stop	Point	Trend		('000 Baht)	Pi Score	Position	H-Ashi	EMA75	N-High			
2	OTO	19.70	0.50	2.60	UP	STOP	17.98	UP		66,201.45	70.76	5						
3	TMC	4.40	0.12	2.80	UP	STOP	3.59	UP		211,805.85	70.22	2						
4	TRC	0.68	0.08	13.33	UP	STOP	0.52	UP		129,909.40	78.84	1						
5	BWG	1.04	- 0.03	- 2.80	UP	STOP	0.92	UP		64,381.45	70.02	-2						

Class C													Pi Volatility Day			SMA20 Value		
No.	Name	Last	Change	%	Momentum	Start/Stop	Point	Trend		('000 Baht)	Pi Score	Position	H-Ashi	EMA75	N-High			
6	CHAYO	10.20	0.60	6.25	UP	STOP	8.95	UP		50,341.00	60.41	60						
7	S	2.06	0.04	1.98	UP	STOP	1.91	UP		13,370.25	61.37	31						
8	DUSIT	12.90	0.20	1.57	DOWN	STOP	11.87	UP		10,651.15	60.12	25						
9	KCE	56.75	1.25	2.25	UP	STOP	51.03	UP		1,506,862.80	60.85	17						
10	WHART	11.80	0.10	0.85	UP	STOP	11.21	UP		27,078.35	60.39	16						
11	HANA	65.00	4.50	7.44	UP	STOP	56.59	UP		918,532.95	66.06	15						
12	SAWAD	57.75	1.75	3.12	UP	STOP	52.21	UP		654,991.80	62.95	13						
13	BBL	161.50	1.50	0.94	UP	STOP	154.25	UP		2,039,107.10	61.90	11						
14	NCAP	4.70	0.16	3.52	UP	STOP	3.94	UP		143,573.30	61.54	10						
15	AP	12.20	0.10	0.83	UP	STOP	11.32	UP		205,568.60	62.23	8						
16	SISB	25.25	1.05	4.34	UP	STOP	22.69	UP		43,787.75	67.89	6						
17	Q_CON	11.00	0.20	1.85	UP	STOP	9.46	UP		11,956.10	63.55	5						
18	MTW	6.05	0.45	8.04	UP	STOP	4.86	UP		40,664.05	69.96	4						
19	PRI	30.50	0.50	1.67	UP	STOP	25.99	UP		197,938.70	67.35	2						
20	AEONTS	204.00	-	-	UP	STOP	190.37	UP		107,872.95	65.94	2						
21	SNNP	24.20	0.10	0.41	UP	STOP	22.59	UP		195,723.75	62.09	2						
22	POLY	13.10	0.10	0.77	DOWN	STOP	11.15	UP		52,909.70	60.15	1						
23	MPIC	2.18	- 0.02	- 0.91	UP	STOP	2.00	UP		10,442.35	69.78	-3						
24	AKP	2.52	- 0.02	- 0.79	DOWN	STOP	2.24	UP		15,381.75	61.86	-4						

Class D													Pi Volatility Day			SMA20 Value		
No.	Name	Last	Change	%	Momentum	Start/Stop	Point	Trend		('000 Baht)	Pi Score	Position	H-Ashi	EMA75	N-High			
25	SAK	7.00	0.70	11.11	UP	STOP	6.03	UP		26,510.00	56.17	186						
26	HL	25.50	1.70	7.14	UP	STOP	23.13	UP		21,961.30	53.36	150						
27	STGT	11.40	0.90	8.57	UP	STOP	9.98	UP		104,024.25	53.43	123						
28	AMANAH	4.10	0.20	5.13	UP	STOP	3.76	UP		18,495.00	54.30	112						
29	HENG	3.28	0.20	6.49	UP	STOP	2.94	UP		42,731.30	55.09	107						
30	IIG	41.00	2.50	6.49	UP	STOP	36.40	UP		30,429.55	54.65	96						
31	WHA	4.02	0.14	3.61	UP	STOP	3.70	UP		405,283.25	53.74	77						
32	UPA	0.26	0.02	8.33	UP	STOP	0.20	UP		27,090.50	56.71	74						
33	PRINC	6.35	0.25	4.10	UP	STOP	5.77	UP		22,683.80	52.81	64						
34	BAM	16.30	0.40	2.52	UP	STOP	15.21	UP		409,510.50	50.08	61						
35	BROOK	0.51	0.02	4.08	UP	STOP	0.45	UP		16,505.30	55.04	51						
36	BAFS	33.50	0.75	2.29	UP	STOP	30.73	UP		41,749.55	56.40	50						
37	STA	22.70	0.70	3.18	UP	STOP	20.93	UP		132,390.15	58.80	45						
38	BBGI	7.05	0.15	2.17	DOWN	STOP	6.63	UP		19,230.20	54.64	41						
39	ASW	8.35	0.10	1.21	UP	STOP	7.83	UP		11,491.50	55.41	34						
40	CENTEL	52.50	0.75	1.45	UP	STOP	49.06	UP		189,989.15	54.55	34						
41	TVO	29.25	0.25	0.86	UP	STOP	27.92	UP		19,590.15	50.49	33						
42	BAREIT	11.00	0.10	0.92	UP	STOP	10.59	UP		13,832.80	56.64	32						
43	BEB	68.50	1.75	2.62	UP	STOP	61.61	UP		166,716.45	59.73	31						
44	QH	2.38	0.02	0.85	UP	STOP	2.27	UP		36,616.70	54.58	31						

* การลงทุนมีความเสี่ยง ผู้ลงทุนควรศึกษาข้อมูลให้รอบคอบก่อนตัดสินใจลงทุน

Pi Technical Daily

03 February 2023



45	IND	1.81	0.05	2.84	UP	STOP	159	UP	12,227.25	53.75	31		
46	THG	70.00	0.75	1.08	UP	STOP	66.76	UP	121,822.65	52.03	30		
47	HPT	0.98	0.03	3.16	DOWN	STOP	0.87	UP	18,267.00	51.31	30		
48	PLAT	3.82	0.06	1.60	DOWN	STOP	3.65	UP	14,436.15	58.35	29		
49	TTCL	4.92	0.06	1.23	UP	STOP	4.63	UP	17,413.25	55.73	28		
50	SHR	4.44	0.04	0.91	UP	STOP	4.25	UP	74,021.00	57.42	22		
51	MINT	33.50	0.25	0.75	DOWN	STOP	31.87	UP	936,103.75	54.75	22		
52	SAPPE	47.00	0.25	0.53	UP	STOP	43.41	UP	27,397.35	57.57	18		
53	TFG	5.75	0.05	0.88	UP	STOP	5.21	UP	50,379.75	54.68	18		
54	TSR	4.38	0.08	1.86	UP	STOP	3.98	UP	35,222.95	54.17	17		
55	TTW	9.50	0.05	0.53	UP	STOP	9.09	UP	26,446.80	51.85	14		
56	CHG	4.02	0.02	0.50	UP	STOP	3.75	UP	170,344.00	58.69	13		
57	MEGA	52.00	0.25	0.48	UP	STOP	48.89	UP	135,206.85	58.36	13		
58	A5	4.12	0.04	0.98	UP	STOP	3.69	UP	23,484.90	55.52	12		
59	NER	6.40	0.05	0.79	DOWN	STOP	6.29	UP	49,668.70	52.72	12		
60	RS	16.80	0.10	0.60	UP	STOP	15.83	UP	37,941.45	51.92	9		
61	SABINA	26.00	-	-	UP	STOP	24.39	UP	20,595.55	57.54	7		
62	NOBLE	5.70	-	-	DOWN	STOP	5.32	UP	20,287.10	57.18	7		
63	TEGH	5.85	0.05	0.86	DOWN	STOP	5.37	UP	175,320.30	59.90	6		
64	STEC	14.30	-	-	UP	STOP	13.68	UP	179,620.65	57.94	6		
65	WAVE	0.20	-	-	UP	STOP	0.15	UP	22,530.15	58.07	4		
66	ZEN	18.00	-	-	DOWN	STOP	17.01	UP	11,952.90	55.03	4		
67	TMI	1.73	0.01	0.58	DOWN	STOP	1.55	UP	18,452.70	51.54	4		
68	LPF	14.20	-	-	UP	STOP	13.30	UP	29,456.70	59.00	3		
69	mitsib	1.32	0.01	0.76	DOWN	STOP	1.17	UP	12,848.85	54.48	3		
70	AQUA	0.68	-	-	UP	START	0.69	UP	31,644.05	53.11	3		
71	NSL	23.10	-	-	UP	STOP	21.66	UP	19,698.25	52.89	3		
72	DPAINT	10.90	-	-	UP	STOP	9.41	UP	24,254.90	53.00	0		
73	LEO	12.90	-	-	UP	STOP	11.92	UP	12,992.60	50.67	-1		
74	TOA	34.50	-	-	UP	STOP	32.40	UP	105,717.95	51.84	-8		
75	SPA	11.80	-	-	DOWN	STOP	11.03	UP	39,851.65	51.70	-9		
76	TKS	13.70	- 0.10	- 0.72	UP	STOP	12.33	UP	66,471.85	59.32	-10		
77	THCOM	16.10	- 0.20	- 1.23	DOWN	STOP	14.70	UP	294,475.40	58.19	-11		
78	SPRC	11.40	- 0.10	- 0.87	DOWN	STOP	10.43	UP	277,903.25	50.28	-15		

Class E		Pi Volatility Day						SMA20 Value						
No.	Name	Last	Change	%	Momentum	Start/Stop	Point	Trend	(‘000 Baht)	Pi Score	Position	H-Ash	EMAY5	N-High
79	SAMART	5.65	0.20	3.67	UP	START	5.77	DOWN	10,149.45	47.90	61			
80	KTC	59.25	0.75	1.28	UP	START	59.33	UP	387,212.10	49.21	52			
81	IP	15.00	0.40	2.74	UP	START	15.82	DOWN	18,192.50	46.81	41			
82	SGC	4.98	0.20	4.18	UP	STOP	4.27	UP	250,947.95	48.07	39			
83	ITEL	3.78	0.08	2.16	UP	START	3.86	DOWN	17,666.20	46.85	37			
84	MTC	39.25	0.75	1.95	UP	START	41.40	UP	623,622.95	49.39	36			
85	AUCT	9.40	0.15	1.62	UP	START	9.44	UP	12,141.00	48.70	32			
86	WORK	18.40	0.20	1.10	UP	START	18.92	DOWN	10,023.15	45.87	30			
87	BCPG	10.10	0.10	1.00	UP	STOP	9.73	UP	55,261.90	47.44	29			
88	THANI	4.20	0.04	0.96	UP	START	4.32	DOWN	80,633.50	46.82	24			
89	SUPER	0.65	0.01	1.56	UP	STOP	0.63	DOWN	26,951.25	43.89	21			
90	OSP	28.50	0.25	0.88	DOWN	STOP	27.96	DOWN	266,721.20	45.78	17			
91	JDF	3.18	0.04	1.27	UP	START	3.41	UP	14,529.80	48.70	15			
92	TH	2.82	0.08	2.92	UP	STOP	2.32	DOWN	84,816.40	48.33	14			
93	KEX	18.60	0.10	0.54	DOWN	STOP	18.14	DOWN	46,945.65	46.20	14			
94	SIS	27.25	0.25	0.93	DOWN	STOP	25.87	UP	13,808.60	48.37	12			
95	SENAJ	1.13	0.01	0.89	DOWN	START	1.24	DOWN	13,992.55	45.43	9			
96	PSG	1.25	0.01	0.81	DOWN	STOP	1.20	DOWN	41,933.50	46.99	6			

* การลงทุนมีความเสี่ยง ผู้ลงทุนควรศึกษาข้อมูลให้รอบคอบก่อนตัดสินใจลงทุน

Pi Technical Daily

03 February 2023



97	ASK	33.75	-	-	UP	START	35.43	DOWN	49,605.95	45.09	-1		
98	TRUE	4.90	-	-	UP	STOP	4.69	UP	267,656.95	48.99	-3		
99	BYD	13.00	-	-	UP	STOP	11.68	UP	116,768.20	49.15	-4		
100	KSL	3.68	-	-	UP	STOP	3.48	UP	15,014.50	48.66	-4		
101	BLA	29.25	- 0.25	- 0.85	DOWN	START	29.91	DOWN	101,837.05	42.91	-6		
102	WHAUP	4.08	-	-	UP	START	4.23	UP	15,586.45	47.61	-7		
103	AS	14.80	- 0.40	- 2.63	DOWN	START	16.71	DOWN	57,956.55	40.54	-7		
104	GLOBAL	20.70	- 0.30	- 1.43	DOWN	START	21.80	UP	393,291.05	48.01	-41		

Class F														
Pi Volatility Day														
No.	Name	Last	Change	%	Momentum	Start/Stop	Point	Trend	SMA20 Value (‘000 Baht)	Pi Score	Position	H-Ashi	EMA75	N-High
105	ADD	10.40	0.55	5.58	UP	START	12.05	DOWN	33,096.35	38.40	7			
106	24CS	3.42	0.16	4.91	UP	STOP	2.91	DOWN	12,632.15	31.24	1			
107	LANNA	15.70	- 0.10	- 0.63	DOWN	START	16.79	DOWN	28,318.85	33.86	0			
108	ESSO	9.30	-	-	DOWN	START	10.23	DOWN	656,060.10	33.47	0			
109	TU	16.10	-	-	UP	START	16.80	DOWN	341,767.55	38.31	-1			

* การลงทุนมีความเสี่ยง ผู้ลงทุนควรศึกษาข้อมูลให้รอบคอบก่อนตัดสินใจลงทุน